
Trade Policy Review Body

**OVERVIEW OF DEVELOPMENTS IN THE
INTERNATIONAL TRADING ENVIRONMENT¹**

Annual Report by the Director-General

Table of Contents

	<i>Page</i>
I. INTRODUCTION.....	2
II. TRADE AND SELECTED ECONOMIC TRENDS	4
1. Trade in goods	8
2. Trade in commercial services	11
3. International remittances.....	11
4. Trade and jobs.....	12
5. Trade imbalances	16
III. TRADE AND TRADE-RELATED POLICY DEVELOPMENTS	19
A. TRADE MEASURES.....	19
1. Tariffs	21
2. Trade remedy measures	25
3. Sanitary and phytosanitary measures.....	33
4. Technical barriers to trade	34
5. Measures affecting trade in services.....	35
B. TRADE POLICY REVIEWS IN 2010	43
C. REGIONAL TRADE AGREEMENTS	46
D. GOVERNMENT PROCUREMENT	50
IV. AID FOR TRADE.....	52
V. TRADE FINANCING.....	52
VI. GOVERNMENT SUPPORT MEASURES	53
VII. TRANSPARENCY AND NOTIFICATIONS	54
ANNEX 1 Trade and Trade-Related Measures	61
ANNEX 2 General Economic Stimulus Measures	106

¹ This Report covers the period November 2009 to mid-October 2010. It is presented pursuant to Paragraph G of the Trade Policy Review Mechanism and aims to assist the TPRB to undertake its annual overview of developments in the international trading environment that are having an impact on the multilateral trading system. The Report is issued under the sole responsibility of the Director-General. It has no legal effect on the rights and obligations of Members, nor does it have any legal implications with respect to the conformity of any measure noted in the Report with any WTO Agreement or any provisions thereof. The Report builds on the Director-General's Trade Monitoring report distributed on 14 June 2010 (WT/TPR/OV/W/3).

I. INTRODUCTION

1. This report, presented pursuant to Paragraph G of the Trade Policy Review Mechanism, is aimed at assisting the TPRB to undertake its annual overview of developments in the international trading environment that are having an impact on the multilateral trading system. It covers the period November 2009 to mid-October 2010.

2. In 2010, world trade recovered more strongly than output from its worst decline in many decades. Trade volume (measured by exports) grew annually by nearly 6% on average between 2000 and 2007, before slowing to 2% in 2008 and then falling by a record 12% in 2009 in the wake of the global financial crisis. By July 2010, world trade volume had recovered roughly to its level of July 2008 and was close to its pre-crisis peak in April of that year. Notwithstanding signs of weaker growth in the second half of the year, the WTO forecasts world trade volume growth of 13.5% for 2010 as a whole.

3. Developed countries' merchandise exports declined more than those of developing countries in 2009, falling by 15% compared to 8% for developing countries, as households and firms postponed purchases of consumer durables and investment goods. Developed countries' exports are expected to expand by 11.5% in volume terms in 2010 while developing countries and transition economies are expected to see an increase of 16.5%. The rebound of trade flows has been strongest among developing countries in Asia.

4. Rapid trade growth in the first half of 2010 appeared to decelerate over the summer months, and there are uncertainties ahead. The growth of world output is projected by the IMF to slow to 4.2% in 2011 from 4.8% this year, with growth of 2.2% in developed countries and 6.4% in developing countries.

5. The economic recovery has not been strong enough so far to impact significantly on high levels of unemployment in many countries. According to the ILO, based on current trends employment is not projected to return to its 2008 level before 2015 in high income economies, whereas in emerging economies that level was regained already in 2010.² Unemployment globally is estimated at 210 million, an increase of 30 million over pre-crisis levels. Youth unemployment remains persistently high at double the aggregate rate in most countries. In all G20 countries, manufacturing employment has fallen relative to pre-crisis levels and real wages in manufacturing have declined by 4% in 2010 relative to 2007.

6. The TPRB monitoring exercise and individual Trade Policy Reviews confirm that governments have continued this year to resist protectionist pressures and exercise restraint over the imposition of new trade restrictions. New trade restrictive measures have been imposed (Annex 1) but at a somewhat slower rate than in 2009, and there has been an encouraging increase in the number of new measures introduced to facilitate trade, especially by reducing or temporarily exempting import tariffs and by streamlining customs procedures. In the area of trade in services, some governments have introduced significant changes to their foreign investment regimes in order to allow broader presence of foreign suppliers in various service sectors.

7. Nonetheless, it is sobering to note that new restrictive measures introduced in the period between November 2009 and mid-October 2010 cover around 1.2% of world imports, an increase over the level of 1% recorded in the previous twelve month period.

8. The sectors most affected by new trade restrictive measures in 2010 are base metals and products, machinery and mechanical appliances, and transport equipment. These sectors, along with agriculture, were already relatively heavily protected before the global financial crisis. Continuing to

² ILO *Annual World of Work Report*, 1 October 2010.

target them with trade restrictive measures leads to chronic protection of these sectors, hampering structural adjustment at home and denying export opportunities abroad.

9. There is need for increased vigilance by WTO Members to three potential dangers.

10. The first is that the last few months have seen an increase in protectionist pressures generated by global imbalances, at a time when the political consensus in favour of open trade and investment is already under strain from stubbornly high levels of unemployment in many countries. The causes of large trade imbalances, as well as persistent high levels of unemployment and disorderly movements in currencies, are macroeconomic in nature. Restricting trade cannot correct those problems, but it could easily provoke retaliation which would seriously threaten jobs and growth worldwide.

11. The second is the danger of a steady accumulation over time of measures that restrict or distort trade and investment. Since the end of 2008, new trade restrictions have built up to cover 1.9% of total imports. Only around 15% of the measures introduced since the outbreak of the crisis have been removed so far. This is too low. G20 governments, in particular, need to give priority to removing those measures that were taken as a temporary response to the economic crisis.

12. The third is the challenge of managing the trade and investment impacts of stimulus and bail-out measures taken in response to the crisis. The effects of those measures, on trade and competition, will be examined by Members at a Special Session of the TPRB scheduled for early spring 2011. In the meantime, exit strategies to unwind them should be transparent and accountable and should not be used as a pretext to discriminate, directly or indirectly, against foreign traders or investors.

13. In Seoul, G20 Leaders expressed an unwavering commitment to resist protectionism in all its forms. They reaffirmed the extension of their standstill commitments until the end of 2013 as agreed in Toronto, committed to rollback any new protectionist measures that may have arisen, including export restrictions and WTO-inconsistent measures to stimulate exports, and asked the WTO, OECD and UNCTAD to continue monitoring the situation and to report on a semi-annual basis.

14. The March 2010 stocktaking on the Doha Development Agenda agreed to let work and consultations be guided by a so-called cocktail approach of a combination of meetings in small groups, bilateral contacts, Negotiating Group meetings and consultations of the Director-General. This process has been feeding into the Negotiating Groups and the Trade Negotiations Committee. The centrality and primacy of the multilateral process together with transparency and inclusiveness are the guiding principles. The G20 Leaders' meeting in Seoul and APEC Leaders and Ministers' meeting in Yokohama sent strong signals of political resolve to conclude the DDA. Leaders recognized the 2011 window of opportunity to achieve this goal. They called for intensified engagement and for negotiations across the board to conclude the end-game. They also committed to seeking domestic ratification once an outcome is reached. The challenge now is to translate this political will into negotiations in Geneva.

15. The number of regional trade agreements (RTAs) continues to rise rapidly. By end October 2010, almost 200 RTAs that are in force had been notified to the WTO and about 100 more are being negotiated. Since 2008, East Asia has been the most active region notifying new RTAs, with 19 agreements entering into force. Europe is also active, with 15 new agreements, as is South America with nine new agreements. North and Central America have notified four and six new agreements, respectively, and Africa three new agreements since 2008.

16. The Transparency Mechanism for RTAs, which has been operational since 2007, has shown that while RTAs generally do liberalize trade, many of them have been unable to address problems of tariff peaks and sectoral protection, and that it remains difficult to overcome vested protectionist interests at the regional level. Even where tariffs are eliminated, in many cases MFN tariffs are already low with the result that the additional liberalization in RTAs is marginal. For services, while

there is some evidence to suggest that commitments in RTAs go beyond GATS commitments, they are by and large binding the status quo and therefore not providing additional market access than that which already exists on an MFN basis. The new generation of RTAs is increasingly tackling barriers that are normally considered to be "behind the border", such as regulatory bottlenecks which have a significant impact on trade. Clearly, some of these RTAs are going beyond the multilateral rules. Given the economies of scale and scope in reducing regulatory barriers to trade and investment, it is time to bring these efforts into the multilateral trading system. This should be the focus of discussion among Members on RTAs.

17. The business environment for trade finance has continued to improve since the middle of 2009. Nevertheless, traders in low-income countries, especially Africa, are still confronted with significant difficulties in accessing trade finance at affordable prices. In addition, new and diverse regulatory requirements are deterring international banks from doing business in these areas, because the increasing cost of compliance has reduced already low margins to negligible levels. The WTO Expert Group on Trade Finance is continuing to explore sustainable solutions for these countries.

18. This report to the TPRB, and those that have preceded it, aims to contribute to improving the multilateral transparency of trade policies. Other important steps have been taken this year by all WTO Councils and Committees to improve the implementation of WTO notification requirements and stimulate a more up-to-date and comprehensive flow among Members of recent trade-related developments. The record of compliance with notification requirements has improved considerably in the past two years. More needs to be done. The global financial and economic crisis and the WTO's trade-monitoring exercise have shown the importance of increased transparency for the smooth functioning of the multilateral trading system. Progress in this area depends on active participation by all Members.

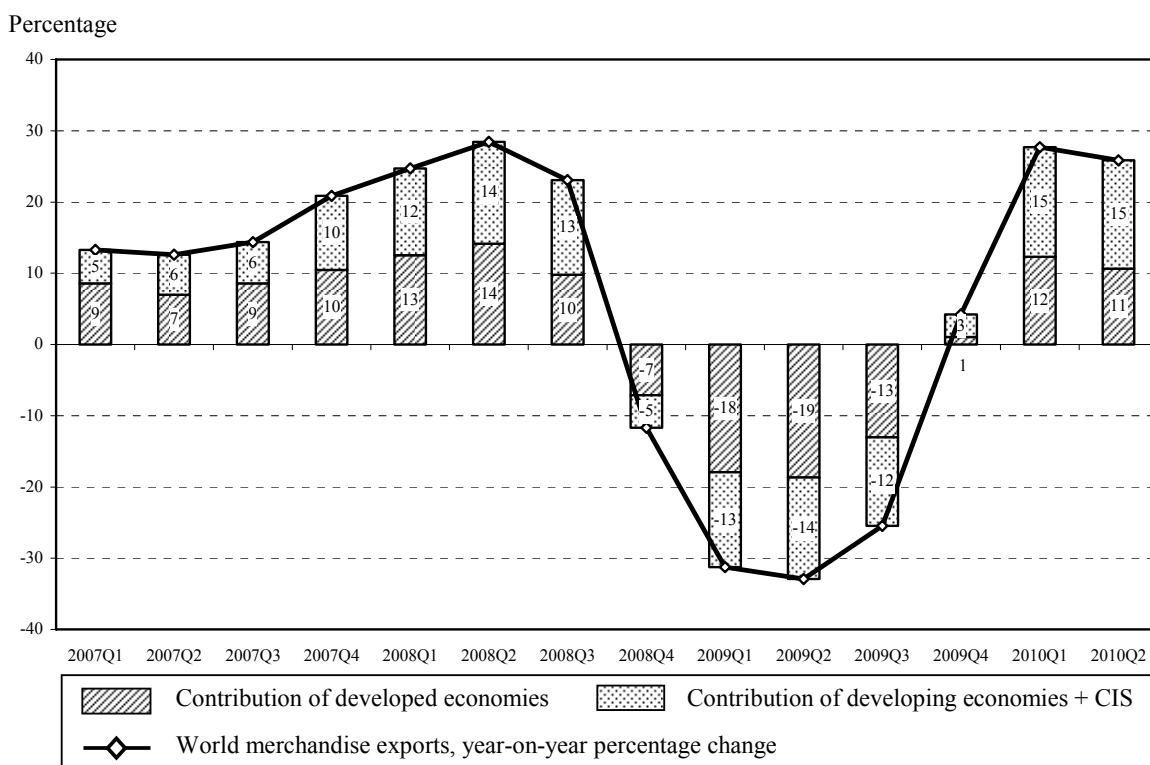
II. TRADE AND SELECTED ECONOMIC TRENDS

19. The world economy is still in a recovery phase from the global financial crisis. Developing countries have performed relatively well recently, while output growth in developed countries has been more sluggish. The slow pace of job creation in many developed countries has left unemployment rates at very high levels. The IMF expects world output growth to remain positive throughout the remainder of 2010, avoiding fears of a "double dip recession" despite slower growth for developed countries in the second half of the year.³ A 4.8% increase in world GDP is projected for the year as a whole, with developed and developing countries growing by 2.7% and 7.1%, respectively. The pace of expansion is projected to moderate in 2011 to 4.2%, with growth of 2.2% in developed countries and 6.4% in developing countries.

20. World trade has rebounded more strongly than output. Developing countries have been the main drivers of this recovery. World exports recorded a 26% increase year-on-year in dollar terms in the second quarter of 2010, more than half of which was due to shipments from developing countries (Chart 1). The WTO forecasts 13.5% growth for world merchandise trade in 2010 in volume terms (i.e. adjusted to account for changes in prices and exchange rates), with exports of developed and developing countries rising 11.5% and 16.5%, respectively.

³ IMF, World Economic Outlook, October 2010.

Chart 1
Contributions to year-on-year growth in world merchandise exports, 2007Q1 - 2010Q2



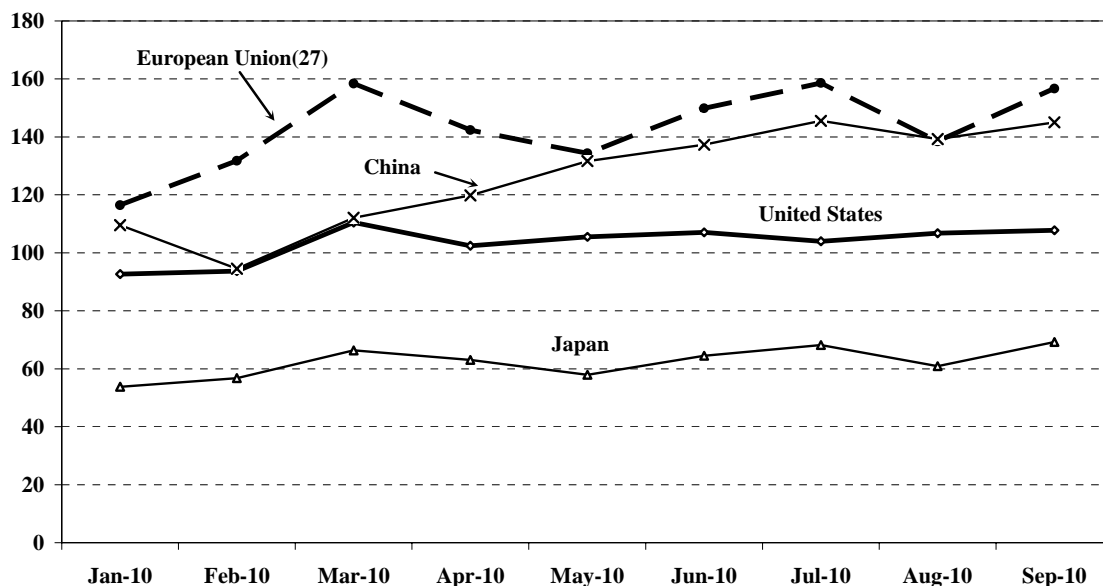
Note: Due to scarce data, Africa and Middle East regional totals are under-represented by about 5% and 15% respectively.

Source: WTO Secretariat estimates based on data compiled from IMF International Financial Statistics; Eurostat Comext Database; Global Trade Atlas and National Statistics.

21. Trade growth has slowed in the second half of 2010 (Chart 2). Exports from the United States peaked in March and have been flat since then. EU shipments dipped in the spring of 2010 and again in late summer, possibly due to an increased level of economic uncertainty caused by sovereign debt concerns within Europe. Exports from Japan and China dipped in August but recovered in September.

Chart 2
Monthly merchandise exports of selected G20 economies

(Billion dollars)



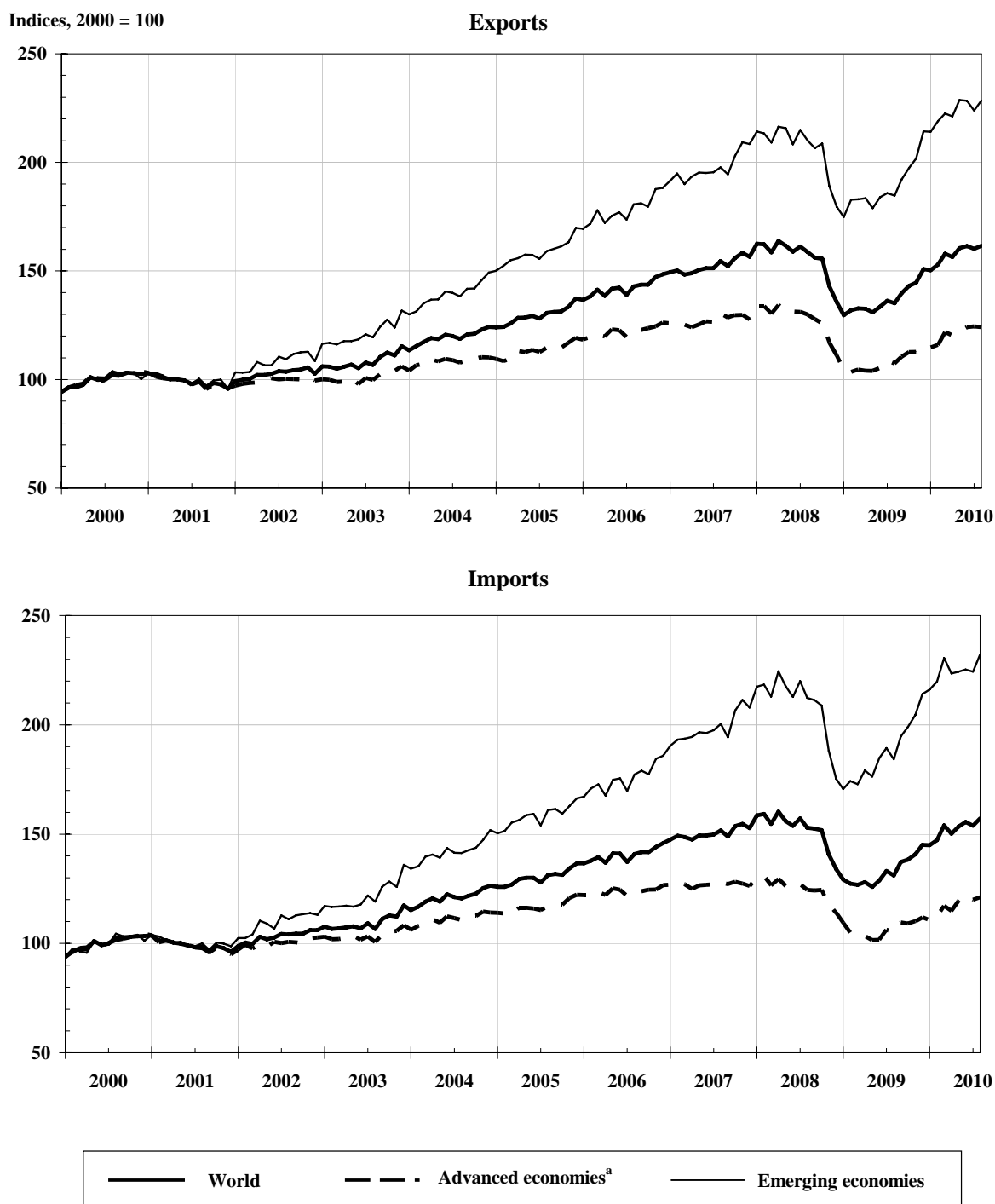
Source: National Statistics.

22. According to the latest estimates from the Netherlands Bureau for Economic Policy Analysis, the volume of world trade (average of exports and imports) was up 20% in August from a year earlier, as exports of developed economies advanced 16% and those of developing economies rose 24% (Chart 3).⁴

23. The rate of trade growth appears to have slowed recently. World trade volume increased by 1.5% in August, but this followed a decline of 1% in July which dragged the average growth rate for the last three months down to 0.5%. Year-on-year growth was up 24%, but this was preceded by slower growth of 21% in June and 16% in July. This apparent pause in the trade expansion can be explained partly by weaker demand for imports in developed countries as the pace of their economic recovery from recession in 2009 begins to decelerate. Also, from a purely numerical point of view, smaller year-on-year growth rates will occur as the impact of the low base in the first half of 2009 diminishes over time. Both of these factors will reduce growth rates for world trade in coming months, especially in the final quarter of 2010, and bring the expansion for the year down closer to the current forecast of 13.5% growth.

⁴ CPB Netherlands Bureau for Economic Policy Analysis, Trade Monitor, 23 September 2010.

Chart 3
Volume of monthly exports and imports, January 2000 - August 2010



^a OECD minus Turkey, Mexico, Republic of Korea, and Central European countries.

Source: CPB Netherlands Bureau for Economic Policy Analysis.

1. Trade in goods

24. Exports of developing countries have grown faster in volume terms than those of developed countries, 23% year-on-year compared with 19%. Developing countries in Asia recorded an even stronger increase of 27%, higher than any other region. The developed country with the fastest export growth during the same period was Japan, which saw its shipments to the rest of the world rise by nearly 34% year-on-year in August. Together, these data show a strong Asian component in the resurgence of world trade.

25. World trade volume in August 2010 was roughly equal to its level of July of 2008, and very close to the pre-crisis peak from April of that year. Exports and imports of emerging economies in July were both above their pre-crisis highs, while developed countries were below their previous peaks.

26. Chart 4 shows merchandise exports and imports of selected economies in current US dollars through August/September. The largest economies (the United States, the European Union, Japan and China) still appear to be trending upward, although their pace of trade expansion may be slowing. China's imports have not kept pace with exports in recent months, while imports of the Republic of Korea have been flat since April. Other smaller Asian economies have shown a similar fall in imports, e.g. Chinese Taipei, Philippines and Viet Nam.

27. Exports and imports of the United States were up respectively, 22% and 31% year-on-year in August 2010, up slightly from July when the country recorded 21% year-on-year growth in both exports and imports. For the year to date, the dollar value of US exports was up 23% while imports increased by 26%. In July, the country's trade deficit widened to US\$69 billion from US\$47 billion in January of this year, and from US\$32 billion in February 2009.

28. The dollar value of world exports in the first half of 2010 rose around 26% year-on-year compared to the same period in 2009, but some of this was due to higher prices for fuels and other commodities compared to a year earlier (Chart 5). Excluding fuels and mining products, the increase was lower at around 22%, with developed countries' exports growing by around 12% and developing countries by nearly 30%.

29. The steeper decline of developed countries' exports during the crisis can be explained in part by product composition. Exports of automotive products, which are a large component of developed country exports but less important for developing economies, were down 47% in Q1-2009; by Q2-2010 they had recovered by 35% year-on-year but were still well below their pre-crisis level (down 26% from Q2-2008). Some products that developing countries specialize in exporting declined less during the crisis and recovered faster in its aftermath. Exports of office and telecommunications equipment, for example, were down 29% in Q1-2009 but by Q2-2010 they had recovered to 1% higher than they were two years earlier. Exports of clothing and textiles fell by 20% during the crisis, but their recovery has lagged and by Q2-2010 they are still nearly 12% below their 2008 levels. Iron and steel exports had fallen by 55% at the trough of the crisis, and although exports were 43% higher year-on-year in Q2-2010 they remain depressed at 36% below their 2008 levels.

30. The faster export growth of developing economies has been supported by rising trade between developing countries. Intra-trade of developing economies excluding fuels and mining products was up 38% year-on-year in the first half of 2010 while trade among developed economies increased by 12%.

Chart 4
Monthly merchandise exports and imports of selected economies, Jan 2007 - Sept 2010

(US\$ billion)

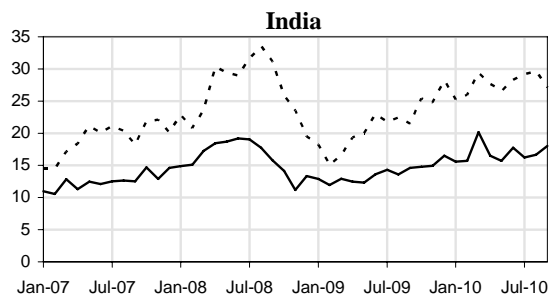
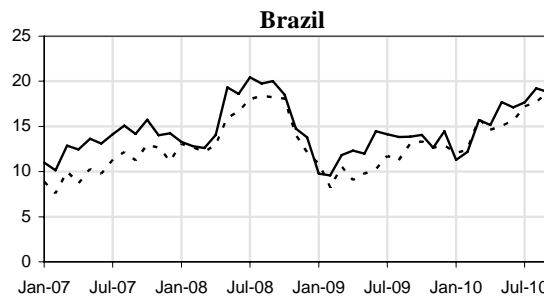
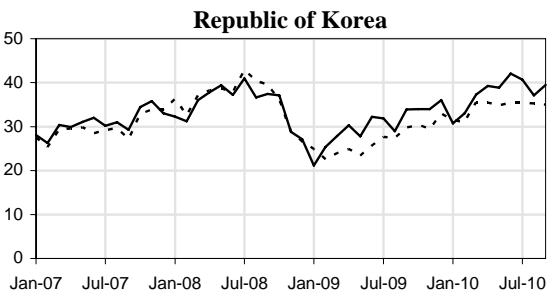
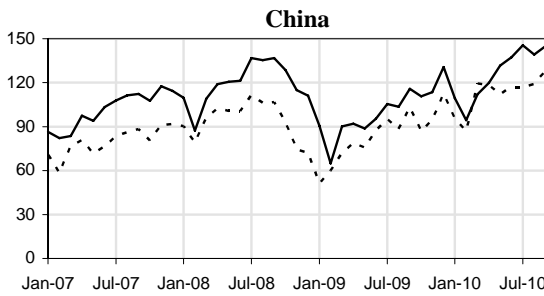
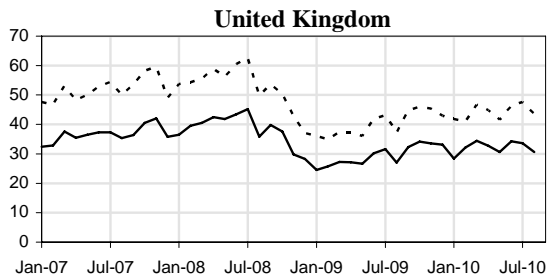
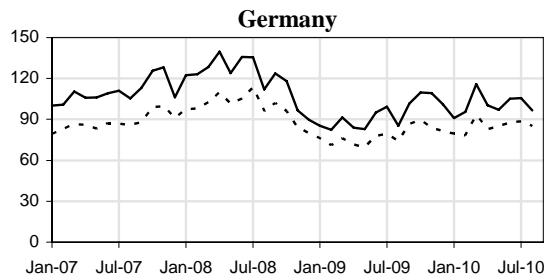
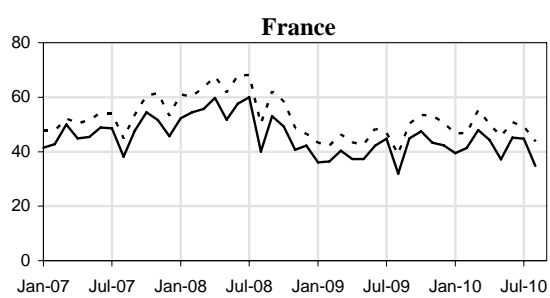
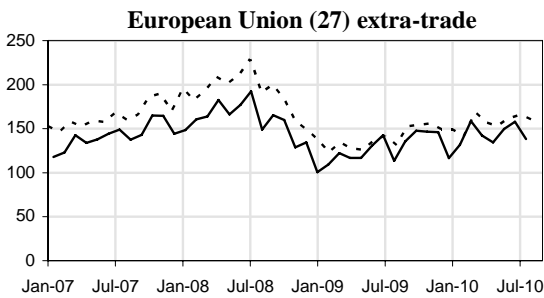
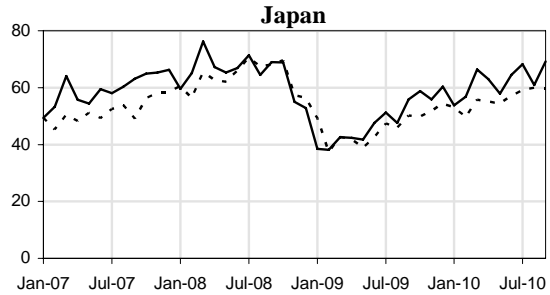
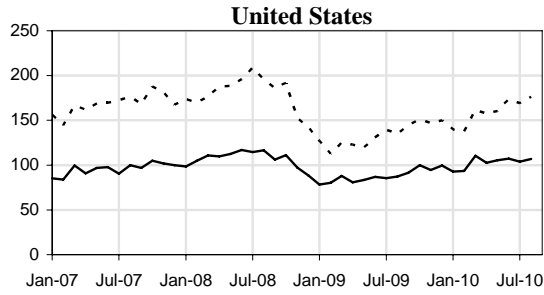
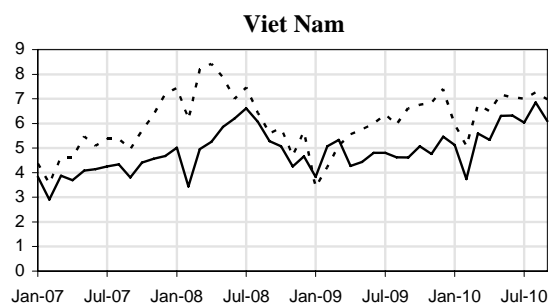
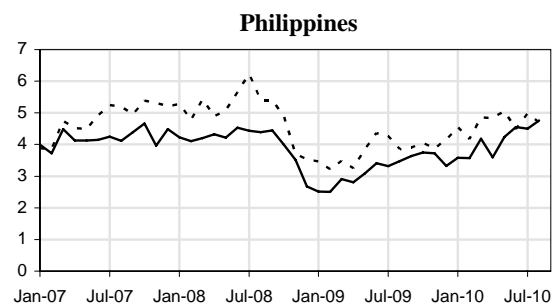
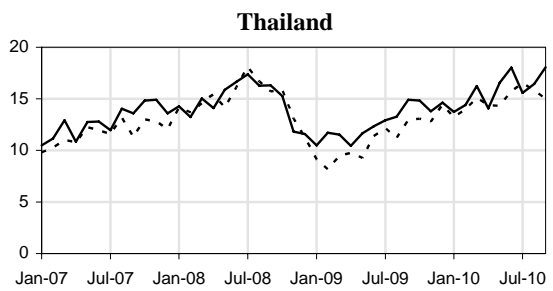
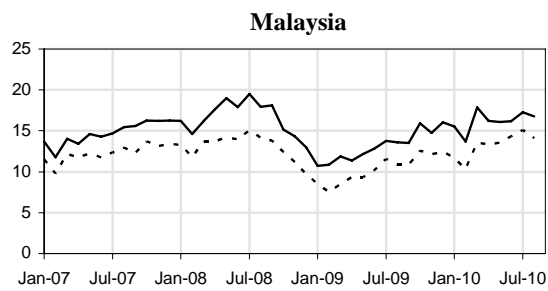
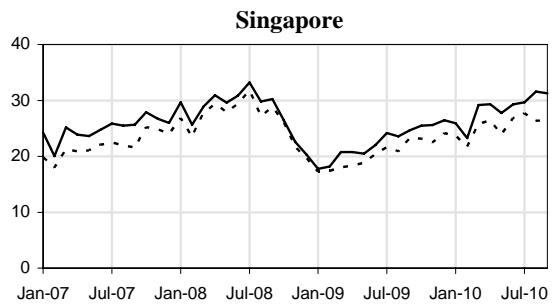
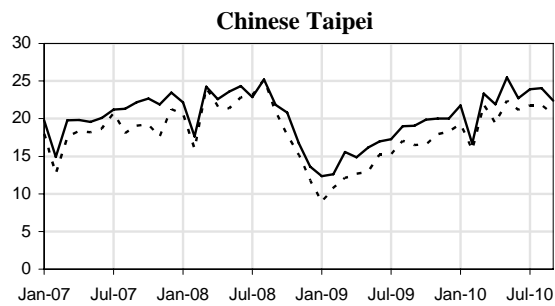
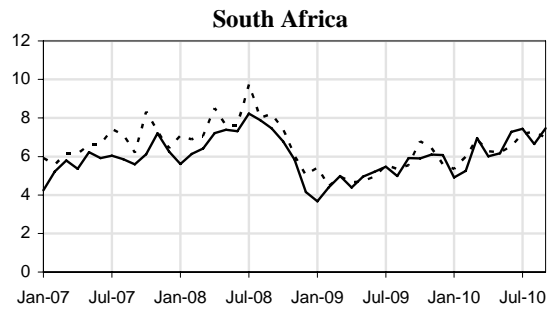
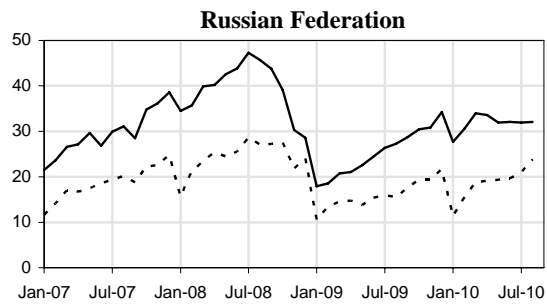


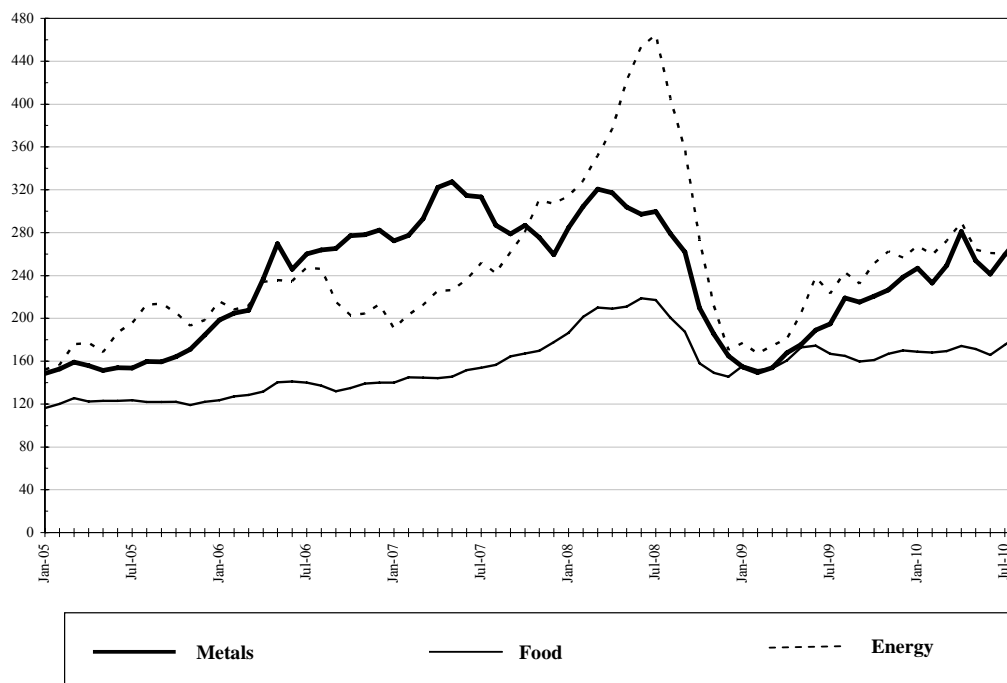
Chart 4 (continued)



— Exports - - - - Imports

Source : IMF, International Financial Statistics;
GTIS; GTA database; national statistics.

Chart 5
Prices of selected primary commodities, January 2005 - August 2010
(Indices, 2000=100)



Source : IMF, Primary Commodity Prices.

2. Trade in commercial services

31. Timely data on trade in commercial services is less widely available than data on trade in goods. Figures that do exist show exports of developing economies growing faster than those of developed economies, just as is the case with merchandise trade.

32. The dollar value of United States services exports between January and August was up nearly 10% year-on-year, led by travel services, which registered a 15% increase. During the same period, Japan's total exports of commercial services rose nearly 9%, while Brazil's grew by 16%.

33. Services exports in the first half of 2010 increased 5% for the European Union including intra-EU trade, 7% for Russia, and 41% for China. The Chinese increase was led by other commercial services (including financial services) which jumped by 55%. The European Union might have recorded a bigger increase in the first half of 2010 if not for a 5% decline in travel services in the second quarter. EU exports were actually up 9% year-on-year in the first quarter of this year, but this figure fell to 1% in the second quarter.

3. International remittances

34. According to a recent World Bank report, "historically, remittances have been stable or even countercyclical, and have tended to rise in times of financial crisis [...] because migrants living abroad send more money. For the first time since the 1980s, remittances to developing countries declined

modestly in 2009". The most recent data shows that officially recorded remittances flows for 2009 amounted to US\$316 billion, down 6% compared with the previous year (US\$336 billion).⁵

35. Although the global economic recovery will probably remain fragile until more progress is made to bring down unemployment, the World Bank estimates that migrants' remittances are expected to increase by 6.2% and 7.1% for the years 2010 and 2011 respectively (Table 1). Remittance inflows remained more resilient compared to other types of resource flow, and they continue to constitute an important source of foreign exchange earnings for developing countries and transition economies.

Table 1
International remittances, 2006-11

	2006	2007	2008	2009 ^a	2010 ^b	2011 ^b
Developing countries (US\$ billion)	235	290	336	316	335	359
East Asia and Pacific	58	71	86	86	94	103
Europe and Central Asia	37	51	58	46	48	52
Latin America and Caribbean	59	63	64	57	60	64
Middle East and North Africa	26	32	35	32	33	34
South Asia	43	54	72	75	79	83
Sub-Saharan Africa	13	19	21	21	22	23
Growth rate (%)	18.4	23.1	15.9	-6.0	6.2	7.1
East Asia and Pacific	14.2	23.8	20.7	-0.4	9.8	9.2
Europe and Central Asia	24.1	36.0	13.3	-20.7	5.4	7.6
Latin America and Caribbean	18.1	6.9	2.1	-12.3	5.7	7.9
Middle East and North Africa	4.6	21.4	9.8	-8.1	3.6	4.0
South Asia	25.3	27.1	32.6	4.9	4.7	5.2
Sub-Saharan Africa	34.8	48.5	14.1	-2.7	4.4	5.8

a Estimate.

b Forecast.

Source: World Bank.

4. Trade and jobs

36. The impact of the global crisis remains significant in the jobs area. Since 2007, global unemployment is estimated to have increased by 30 million. The ILO expects that it will take five more years in many countries for the job market to return to pre-recession levels.⁶

37. Global economic recovery will remain weak until more progress is made to bring down unemployment in developed economies, since a high rate of joblessness causes households to limit consumption and reduces incentives for firms to invest. As of Q2-2010, the US unemployment rate remained stubbornly high at just under 10% and output growth, while still positive, was down for the second quarter in a row. Germany and Brazil are unusual in that their current unemployment rates are lower than they were before the economic crisis. In both cases joblessness has fallen from near 10% in 2007 to around 7% today (Chart 6).

⁵ Migration and Development Brief 12; Migration and Remittance Team – Development Prospects Group, World Bank, *Outlook for Remittance Flows 2010-11* (23 April 2010), available at: <http://siteresources.worldbank.org/INTPROSPECTS/Resources/334934-1110315015165/MigrationAndDevelopmentBrief12.pdf> [2 November 2011].

⁶ ILO Annual *World of Work Report*, 1 October 2010.

Chart 6

GDP growth and unemployment rates of selected G20 economies, Q1 2007 - Q2 2010
(Annualized percentage change over previous quarter and percentage of labour force)

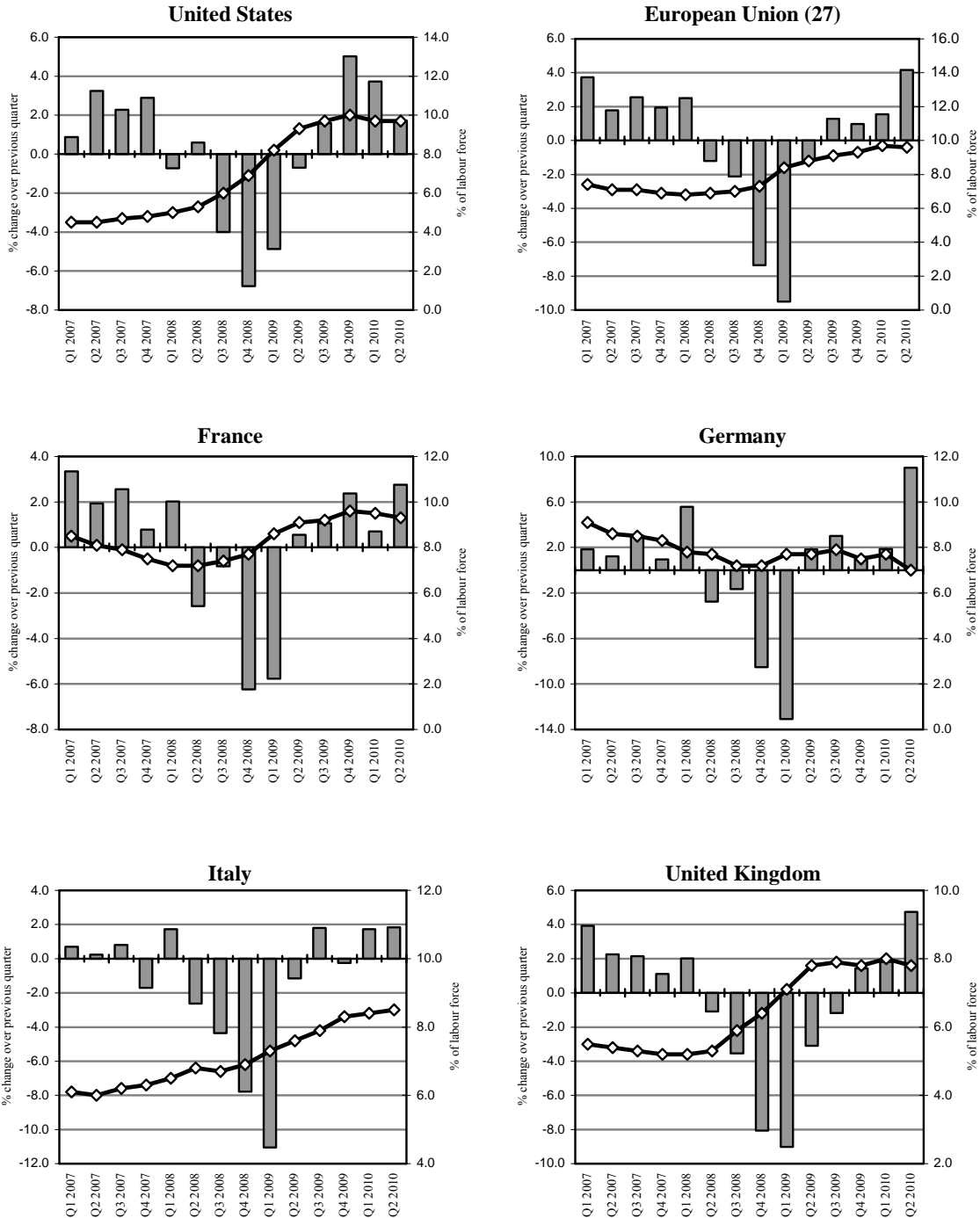
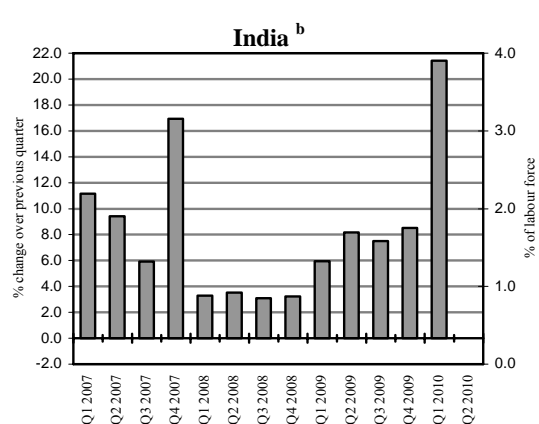
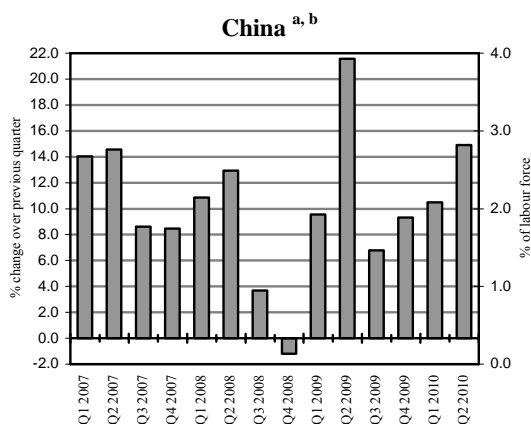
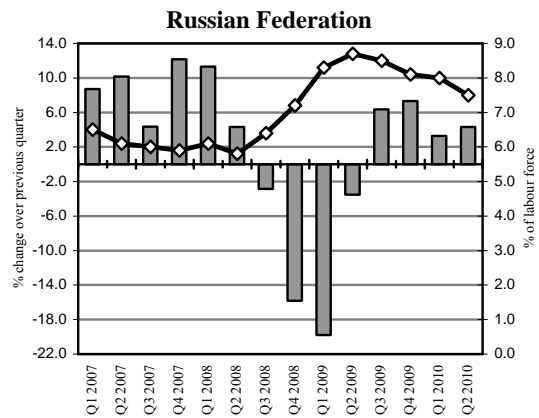
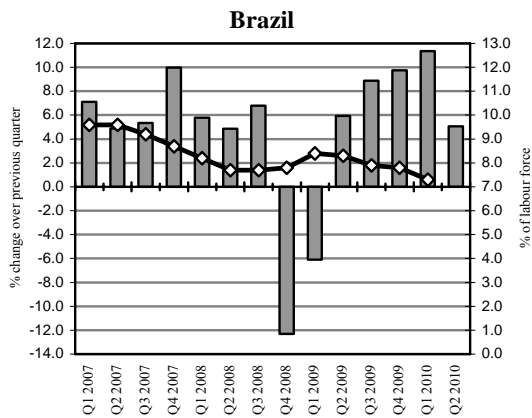
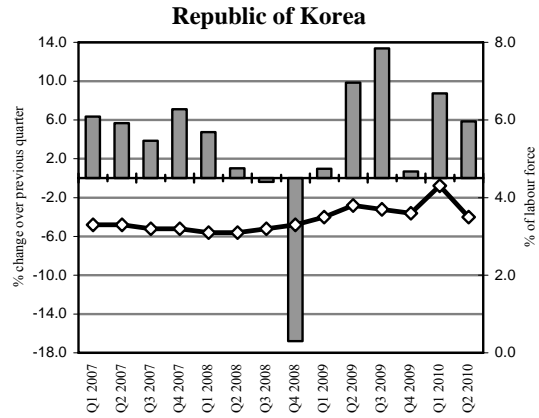
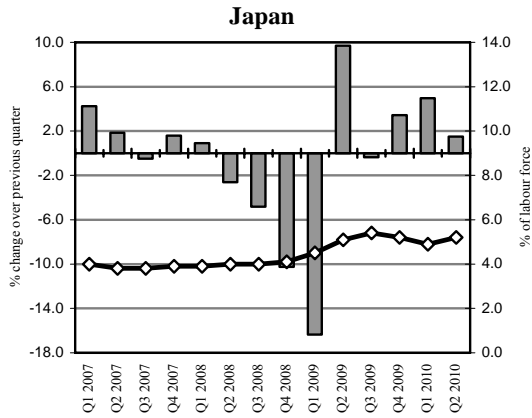
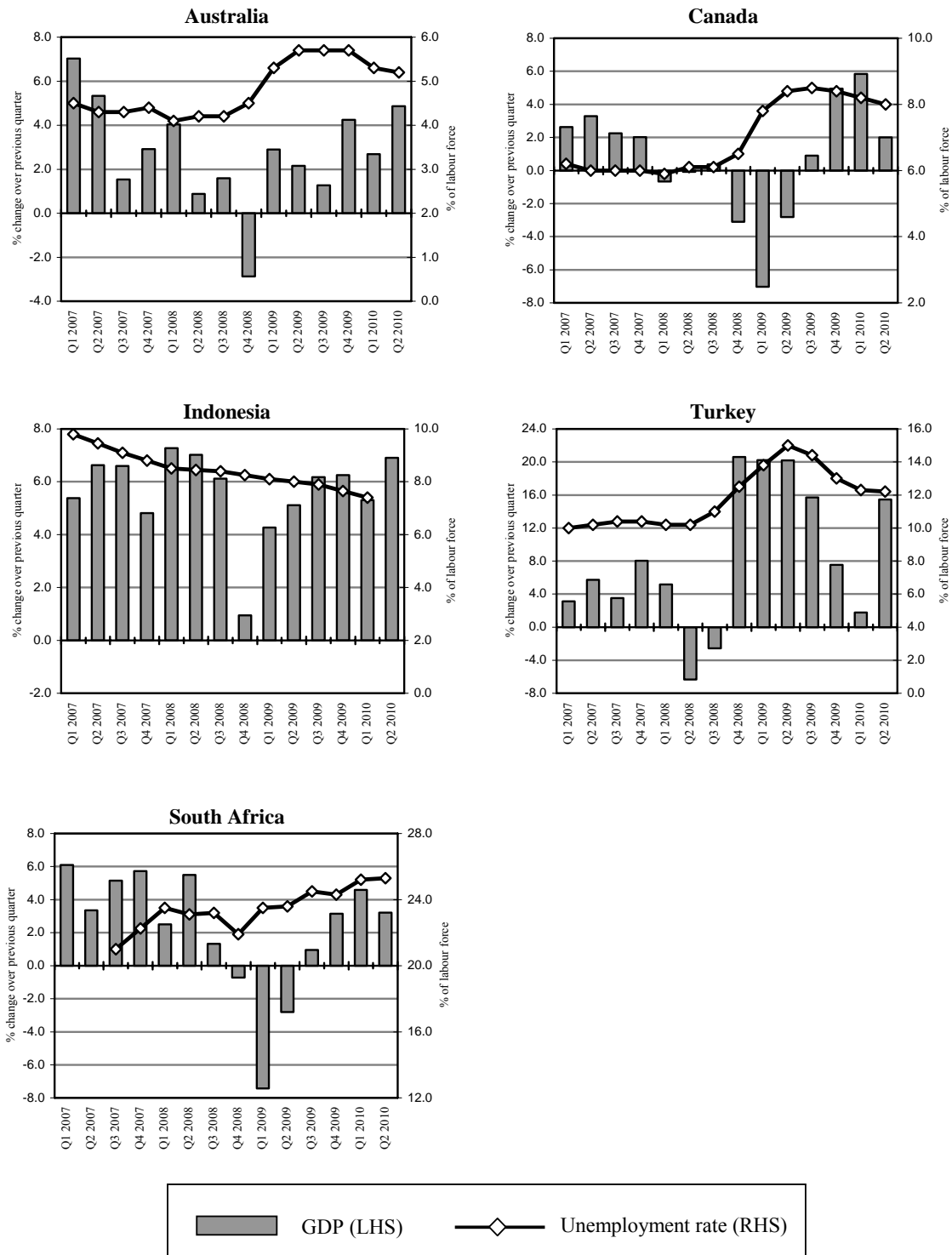


Chart 6 (continued)



a GDP growth estimated based on year-on-year changes reported by China's National Bureau of Statistics.
b Unemployment data not available.

Chart 6 (continued)



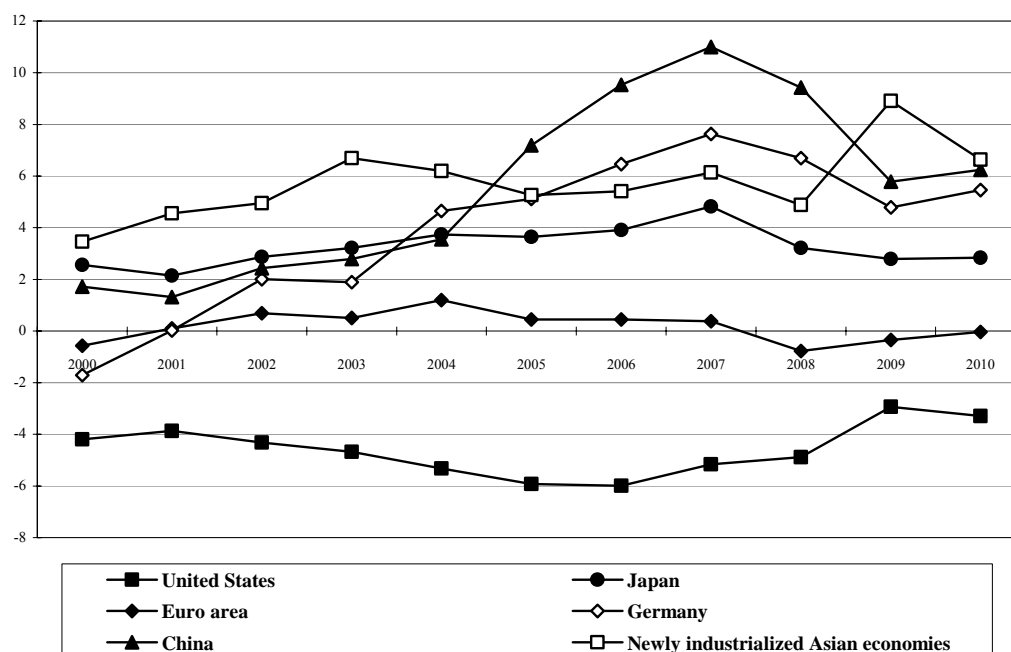
Source : Organisation for Economic Cooperation and Development (OECD) and National Statistics.

38. A Report on Seizing the Benefits of Trade for Employment and Growth was prepared by the Secretariats of the OECD, ILO, World Bank, and the WTO for the G20 Summit in Seoul.⁷ The message is that open markets can contribute to growth and better employment outcomes provided that it is complemented by appropriate policies; this was true before the global crisis and it remains true today. In the near term, given pressures on governments, the financial sector and households to strengthen balance sheets, further trade opening can generate an additional stimulus that will create employment opportunities for the world as a whole. The Report considers not only further liberalization of trade in goods and services but also highlights the importance of complementary action at the national and international levels to facilitate adjustment and ensure that the benefits of trade are widely shared.

5. Trade imbalances

39. Current account imbalances narrowed during the global downturn due to the contraction of world trade and output. The IMF is projecting a limited increase in global surpluses and deficits for the next two years. When viewed from a multilateral perspective (one country's current account balance vis-à-vis the rest of the world), the situation for the United States, the EU and Japan has not changed markedly over the past decade (Chart 7). At a more disaggregated level (a country's current account balance vis-à-vis a particular region or an individual trading partner), the changes have been more pronounced. Many factors play a role in shifting the pattern of regional and bilateral trade surpluses and deficits over time. One example, shown in Chart 8, is the extent to which China has displaced other exporters from Asia in supplying imports to the United States market, although the share of Asia as a region in the total US trade deficit increased only gradually in the last decade from 55% to 61%.

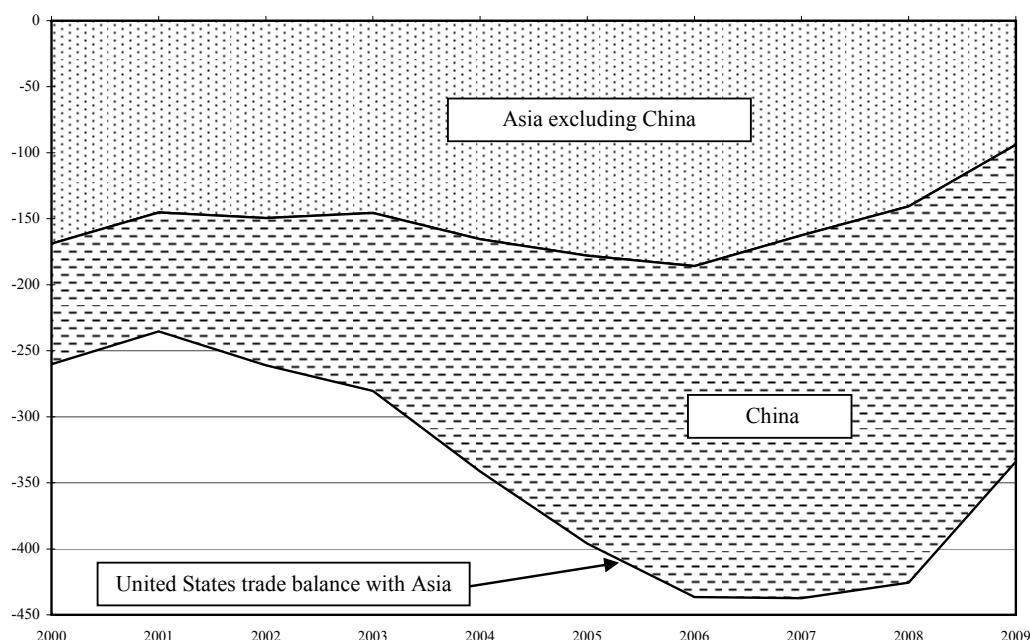
Chart 7
Current account balances of selected economies, 2000 - 2010
(Percent of GDP)



Source : IMF World Economic Outlook, April 2010.

⁷ Viewed at http://www.wto.org/english/news_e/news10_e/igo_04nov10_e.htm, 4 November 2010.

Chart 8
United States merchandise trade balance with Asia, 2000 - 2009
(US\$ billion)



Source: Secretariat estimates based on UNSD Comtrade database.

40. At a time when tensions over current account imbalances are pre-occupying G20 governments, it is worth recalling two lessons about the use of trade restrictions from past GATT and WTO experience. One was captured by Trade Ministers in their Marrakesh Declaration on Coherence in Global Economic Policymaking, where they noted that "difficulties the origins of which lie outside the trade field cannot be redressed through measures taken in the trade field alone". The origins of current account imbalances lie in different national rates of saving and spending, and correcting them requires first and foremost a macroeconomic policy response. The second lesson, which underlies the WTO balance-of-payments provisions, is that trade restrictions can only ever be expected to contribute to reducing a country's trade deficit if they are applied to the general level of imports from all sources, and even then the effect will be temporary in the absence of supporting macroeconomic policy reforms. Trade restrictions that target particular products or particular foreign suppliers will simply shift around the mix of products and suppliers without affecting the overall level of imports.

41. A factor that is of particular relevance when situating trade and trade policies in the context of current tensions over trade imbalances is that trade flow statistics are recorded universally in gross terms; the full value of an imported product is attributed to the country that exports it, even if that country contributes only a small proportion of the product's value-added. This has long been recognized in trade policy terms, for example when imposing rules of origin requirements on products that are eligible for preferential tariff treatment. Even so, it can send misleading signals to trade policymakers. With many manufacturing processes today broken down into separate parts and spread across different countries before the finished product is assembled for export in one of them, attributing the full value of the product to the country from which it is exported to its final consumer destination will give an exaggerated idea of the real importance of trade with that country. Progress is being made in calculating trade flow statistics in value-added terms (Box 1).

Box 1: Measuring international trade in value added: an introduction

The integration of international markets has produced a relatively new phenomenon of "*global manufacturing*" characterized by the vertical integration of productive processes and the off-shoring of industrial tasks.

The increasing fragmentation of value chains has led to an increase of trade flows in intermediate goods, especially in the manufacturing sector. In 2009, trade in intermediate goods was the most dynamic sector of international trade, representing more than 50% of non-fuel merchandise trade. This trade in parts, components and accessories, or "trade in tasks", adds value along the production chain. Specialization is no longer based on the overall balance of comparative advantage in producing a final good, but on specific advantages that "trade in tasks" adds to each step of the global value chain.

The speed and the depth of these changes call for an adaptation of national statistical systems and international norms. The traditional concept of country of origin for manufactured goods is gradually becoming obsolete as various operations, from the design of a product to the manufacture of its components, their assembly and related marketing, have spread around the world.

How should the impact on trade of this international sharing of the production chain be measured?

While providing useful indicators for analysing trade patterns, traditional trade statistics measure trade flows across borders on a gross basis and count vertical trade flows multiple times. For example, a computer chip exported from Country A for incorporation into a final product that is then exported from Country B is counted twice in international export statistics. To be able to quantify the part of imported inputs, or the net value added in a country's exports, different measures can be considered.

Some case studies on specific products have been published. The recent release of Apple's iPad[®], produced through a global supply chain, was taken up in the press as adding some US\$287 to the U.S.-China trade deficit for each item shipped, when in fact only some US\$12 value is added to each unit in China.

Many national statistical institutes use specific surveys of large exporting firms in order to have a better view of the national allocation of output and value added. EUROSTAT and the OECD link customs statistics with business registers in order to better understand the specificity of firms engaged in trade. These disaggregated methods have the advantage of being very precise but they are reserved for large statistical institutes and are still at the stage of pilot projects.

An alternative is to work from existing trade statistics to disentangle trade in final goods and trade in intermediate inputs, both exports and imports. Trade in intermediate goods is generally measured through a breakdown of trade statistics according to the UN classification of Broad Economic Categories (BEC). A difficulty with this approach is that some goods can be either intermediate or final products depending on their end use, but this can be solved by working at disaggregated level. This methodology is limited to trade in goods since there is no data available on trade in intermediate services.

A different approach estimates the domestic content of exports (trade in value added) by using international input-output (II-O) tables and bilateral trade data on goods and services. This methodology is used by the WTO, in cooperation with the OECD and several research institutes, like the IDE-Jetro in Japan and the World Input-Output Data base project supported by the European Union. It allows the domestic sectors (including services) that add national value to exports to be traced. Complemented by labour statistics, it will also help identify how many direct and indirect jobs are created by exports.

The calculation of trade flows based on value added has many uses. An example is shown in the table below, where recalculating the bilateral trade balance between the United States and China using value-added data results in a reduction of the deficit by more than 40%.

Box 1 (Cont'd)

US-China trade balance, 2008: Traditional and value added measurement
(Billion dollars)

Item	Value
USA exports to China (traditional statistics)	71
USA exports to China (in value added terms)	60
USA imports from China (traditional statistics) *	356
USA imports from China (in value added terms)	224
Trade balance (traditional statistics)	-285
Trade balance (in value added terms) **	-165

* Adjusted for China processing trade.

** While individual bilateral balances are affected by the value-added measurement, the total trade balance of each country—as measured by the balance of payments—remains the same.

Source: A. Maurer and Ch. Degain "Globalization and trade flows: what you see is not what you get!", WTO Staff Working Paper ERSD-2010-12, June 2010.

Further decomposition using II-O matrices into two types of industries in China (firms producing for the domestic market and firms specializing in exports) leads to even lower value-added, as the foreign content of Chinese exports is usually higher than the foreign content of the production sold on the domestic market. An estimate made by U.S. International Trade Commission (ITC) put the foreign content at 46 per cent for 2002, which would have the effect of reducing the bilateral trade imbalance by more than half (Judith Dean, K.C. Fung, UC and Zhi Wang "Measuring Vertical Specialization: the Case of China", US International Trade Commission, 2010). The U.S. ITC estimates that Mexico's manufactured exports on average have a domestic value-added share of about 34%.

Measuring trade in value added provides governments with a much more accurate indication of the costs of their import restrictions. It allows the calculation of effective rates of protection – which are often far higher than nominal rates of protection – for domestic, import-competing industries, and the loss of export competitiveness that is caused by more costly imported components.

III. TRADE AND TRADE-RELATED POLICY DEVELOPMENTS

A. TRADE MEASURES

42. In the Director-General's mid-year report to WTO Members on trade and trade-related policy developments⁸ it was noted that despite the severity of the global crisis and its widespread impact on economies around the world, governments have largely resisted resort to protectionist trade measures. Since then, they have continued to exercise restraint over the imposition of new trade restrictions. New trade restrictions have been imposed, but at a slower rate than in the past.

43. Annex 1 to this report provides a compilation of all trade and trade-related measures introduced by WTO Members and Observer Governments from November 2009 to mid-October 2010. In this period, new import restrictions, along with new initiations of investigations into the imposition of trade remedy measures, cover 1.2% of total world imports at a maximum (Table 2).⁹ This compares with trade coverage of just over 1% in 2008-2009. However, almost half of the 1.2% trade coverage for 2009-2010 is accounted for by just three measures: the renewal by the EU of its prior surveillance system on steel imports (covering all of HS Chapters 72 and 73), the imposition by China of a temporary increase in import tariffs on fuel oil and jet fuel, and the initiation by China of a countervailing duty investigation on imports of wireless wide-area networking modems. It is

⁸ WT/TPR/OV/W/3 of 14 June 2010.

⁹ Secretariat calculations are based on the following methodology: (i) Only trade measures that are actually in force are covered; these measures are listed in Annex 1 of this Report. Measures that have simply been proposed, or that have not yet cleared the domestic legislative process, are not included. (ii) Where two measures (e.g. an anti-dumping and a countervailing duty) exist for the same country and the same product, import figures are only counted once. (iii) The value of trade covered is counted at the six-digit tariff line level, which is the most disaggregated level available from UN Comtrade. For many import restrictions, this overstates the value of trade affected by the measure, potentially by quite a lot; for example, an anti-dumping duty may only affect highly specific products from just a few firms.

important to emphasize that these figures represent the trade coverage of the measures; they do not indicate the size of the reduction in trade caused by the measures which, other than in the case of prohibitively high restrictions, is considerably less.

Table 2
Share of world trade covered by new trade restrictive measures
(Per cent)

October 2008 to October 2009	November 2009 to mid-October 2010
1.01	1.20

Source: WTO Secretariat estimates based on UNSD Comtrade database.

44. The new trade restrictions introduced this year affect a relatively wide range of products. In terms of number of trade measures, the sectors most frequently affected are: machinery and mechanical appliances (19 measures); iron and steel (18 measures); articles of iron and steel (17 measures); organic chemicals (14 measures); electrical machinery and equipment (14 measures); cereals (13 measures); and plastic products. The sectors most heavily affected in terms of trade coverage of restrictive measures were: base metals and their products (iron and steel, and their products); machinery and mechanical appliances (electrical machinery); minerals (fuels and oils); and transport equipment (vehicles) (Table 3).

Table 3
Trade coverage of import restrictive measures, November 2009-October 2010
(Per cent)

HS section	Share in total world imports	Share in total restriction
Total imports affected	1.20	100.0
Agriculture (HS 01-24)	0.05	4.5
Live animals and products	0.03	2.7
Vegetable products	0.00	0.2
Fats and oils	0.00	0.0
Prepared food, beverages and tobacco	0.02	1.6
Industry products (HS 25-97)	1.15	95.5
Minerals	0.20	16.8
Chemicals and products thereof	0.06	4.8
Plastics and rubber, and products thereof	0.03	2.1
Hides and skins	0.00	0.2
Wood and articles thereof	0.00	0.2
Pulp, paper etc.	0.01	0.7
Textiles and clothing	0.03	2.1
Footwear, headgear	0.00	0.3
Articles of stone	0.01	0.9
Precious stones, plaster, cement; glass and glassware	0.00	0.1
Base metals and products thereof	0.40	33.3
Machinery and mechanical appliances	0.24	20.1
Transport equipment	0.15	12.7
Precision equipment	0.01	0.8
Arms and ammunition	0.00	0.0
Miscellaneous manufacture	0.01	0.5
Works of art, etc.	0.00	0.0

Note: Calculations are based on 2009 import figures. Total world imports in 2009: US\$12,463 billion.

Source: WTO Secretariat estimates, based on UNSD Comtrade database.

45. The majority of new measures since November 2009 have been the initiation of trade remedy investigations, in particular anti-dumping investigations, followed by increases in tariffs, other import-related taxes and non-tariff measures (Table 4). The most frequently reported export measures applied to certain agricultural products (export bans and quotas affecting grains) and certain minerals (export quota reductions and reported informal bans on rare earth minerals).

Table 4
Trade coverage of import restrictive measures

Type of restrictive measure	October 2008 – October 2009	November 2009 – mid-October 2010
Trade remedy	184	122
Border	105	62
Export	20	25
Other	15	13
Total	324	222

Source: Annex 1 and WTO document WT/TPR/OV/12 of 18 November 2009.

46. Beyond the trade and trade-related measures listed in Annex 1, concerns continued to be raised by Members in the period under review about the restrictive impact on their exports of unnecessarily cumbersome customs procedures and bureaucratic delays in some of their trading partners, as well as some SPS and TBT measures.

47. The number of trade facilitating measures taken in 2010 has been increasing. Almost half of all trade and trade-related measures reported during the period were facilitating measures, in particular through the reduction of import tariffs (although some reductions were implemented on a temporary basis only) or the streamlining of customs procedures. A number of trade remedy actions were ended, involving the termination of investigations without the imposition of any duties or the removal of duties imposed during previous periods.

48. In the area of trade in services, countries are maintaining their services trade policies and levels of market access. Some of them have introduced significant changes to their foreign investment regimes in order to allow broader presence of foreign suppliers in various service sectors.

1. Tariffs

49. Although some Members have raised a few of their *applied* MFN tariffs since the crisis began, such increases have been rare (even in Members where significant gaps between *bound* and *applied* MFN rates provide scope for such increases). Since the conclusion of the Uruguay Round, the overall trend in *applied* MFN rates in the four largest traders (the United States, European Union, Japan and China) as well as most other Members, including Brazil, India, Malaysia, Papua New Guinea (PNG) and South Africa, continues to be downwards whether in line with Members' WTO commitments or due to unilateral action, despite the global crisis. Sri Lanka is an example of an exception to this trend (see below).

50. In the United States, EU and Japan, where *applied* MFN tariffs are generally at, or very close to, *bound* rates, the simple average *applied* MFN rates for all products in 2010 were down to 4.8% in the United States, 6.6% in the EU, and 5.8% in Japan, making an overall average of 5.7%, compared to 8.5% in 1996, for this Triad of industrialized Members (Table 5a). However, these averages tend to underestimate the level of *nominal* tariff protection. In particular, they do not include opaque specific duties for which *ad valorem* equivalents are not available, as in the EU and Japan, and which tend to conceal tariff "peaks". Moreover, while this seemingly low level of tariff protection might give the impression that tariffs are no longer a major barrier to international trade, especially as far as industrial goods are concerned, these low tariff averages disguise the fact that agricultural products

together with textiles and clothing are subject to much higher average rates of 13.9% and 7.9%, respectively.

51. Although tariffs tend to be considerable higher in developing countries, they too have been falling, and, in some important cases, rapidly. In the four major developing Members, namely China, India, Brazil and South Africa, simple average *applied* MFN tariff rates have been cut by between one half and two thirds in China, India and South Africa, where they have reached 9.5%, 12.0% and 8.1%, respectively, while in Brazil the average has dropped substantially to 11.5%, making an overall average of 10.2% for these four countries (Table 5b). Whereas agricultural products entering China and India, face tariffs that are, on average, roughly two to four times those applied to non-agricultural imports, in Brazil and South Africa, agricultural products are subject to similar or even substantially lower tariffs than those applied to non-agricultural products. Brazil and South Africa, and to a lesser extent China, levy relatively high tariffs on textiles and clothing.

52. It follows that tariffs remain an important instrument of protection and distortion to competition and therefore a major obstacle to international trade and economic development. Even in industrialized countries, where *nominal* applied MFN tariff rates are on average low, *effective* rates can be much higher. High *effective* tariff rates together with the existence of tariff "peaks" in certain sectors, notably textiles and clothing as well as agriculture, suggest that the domestic dead-weight and net welfare losses caused by tariff protection as well as the costs to consumers in those countries could be high. Such losses and costs to consumers are also likely to be high in developing countries where overall tariff protection is greater than in industrialized countries, thereby constituting also a serious impediment to South-South trade.

53. Additional unsatisfactory features of tariffs include the lack of tariff bindings for non-agricultural products together with considerable gaps between *applied* and *bound* rates, largely in developing countries, the use of opaque specific (as opposed to *ad valorem*) rates, and tariff quotas. Tariffs are not only a barrier to imports. Insofar as they are levied on imported inputs and reflected in the prices of goods and services produced in the importing country, they also constitute taxes on domestic exporters.

54. In some developing countries, tariffs can be an important source of tax revenue. In Sri Lanka, for example the trend in average applied MFN tariffs until recently has been upwards, rising from 9.2% in 2001 to 11.8% in 2008 (but dropping slightly in 2010) in order to raise tax revenues (Table 5c). By contrast, PNG has managed to greatly reduce its dependence on tariffs for tax revenues by introducing value-added and excise taxes. As a consequence, PNG's average applied MFN tariff rate fell from 20.5% in 1999 to 5.1% in 2006, where it has since remained. So whereas in 1998 tariffs accounted for 17.3% of PNG's tax revenues, in 2006 they accounted for only 3%.

Table 5a
Structure of MFN tariffs in the United States, the European Union, and Japan
(Per cent)

	United States ^a				European Union				Japan			
	MFN applied			F.B.	MFN applied			F.B.	MFN applied			F.B.
	1996	2002	2010	(2006) ^b	1995 ^c	2002	2010 ^d	(2010) ^{bd}	1996 ^e	2002 ^e	2010 ^e	(2010) ^b
1	Bound tariff lines (per cent of all tariff lines)											
	100.0 ^f	100.0 ^f	100.0 ^f	100.0 ^f	..	100.0	100.0	100.0	98.9	98.9	98.8	98.8
2	Simple average rate											
	6.4	5.1	4.8	4.7	10.2	6.4	6.6	6.7	9.0	6.9	5.8	5.9
	WTO agricultural products											
	10.3	9.8	8.9	8.9	24.5	16.1	17.1	17.1	..	20.1	15.7	16.0
	WTO non-agricultural products											
	5.7	4.2	4.1	4.0	6.9	4.1	4.1	4.2	..	3.9	3.5	3.6
	Textiles and clothing											
	11.5	9.7	9.1	9.1	10.4	8.4	8.0	8.0	8.7	7.0	6.6	6.6
	ISIC 1 - Agriculture, hunting and fishing											
	7.1	5.6	5.7	5.6	..	9.3	9.3	9.7	..	7.2	4.4	4.3
	ISIC 2 - Mining											
	0.8	0.4	0.4	0.3	..	0.2	0.3	0.3	..	0.1	0.1	0.1
	ISIC 3 - Manufacturing											
	6.4	5.1	4.8	4.7	..	6.3	6.5	6.6	..	6.9	6.0	6.1
	First stage of processing											
	4.8	3.8	3.7	3.7	..	7.6	7.2	7.6	..	9.2	5.7	5.7
	Semi-processed products											
	6.5	4.7	4.2	4.2	..	4.9	5.1	5.1	..	4.8	4.7	4.8
	Fully processed products											
	6.5	5.5	5.3	5.2	..	7.0	7.3	7.3	..	7.8	6.6	6.8
3	Duty free tariff lines (per cent of all tariff lines)											
	18.2	31.2	36.6	37.4	9.4	21.5	24.8	24.1	34.9	36.7	41.4	40.5
4	Tariff quotas (per cent of all tariff lines)											
	1.9	1.9	1.9	1.9	3.3	3.1	4.7	4.7	1.6	1.7	1.8	1.8
5	Non- <i>ad valorem</i> tariffs (per cent of all tariff lines)											
	14.1	12.2	10.7	11.0	10.2	9.7	10.3	10.3	7.1	7.1	6.6	6.4
6	Non- <i>ad valorem</i> tariffs with no AVEs (per cent of all tariff lines)											
	3.1	0.0	0.0	0.5	2.0	2.6	3.7	3.7	..	1.2	2.0	1.9
7	Domestic tariff "peaks" (per cent of all tariff lines) ^g											
	4.0	5.3	6.7	6.8	4.0	5.2	5.5	5.4	..	6.0	6.6	6.7
8	International tariff "peaks" (per cent of all tariff lines) ^h											
	8.9	6.3	5.1	5.2	11.0	7.7	8.6	8.8	..	7.6	7.4	7.5
9	Overall standard deviation of tariff rates											
	13.4	12.3	11.8	11.8	16.5	11.3	13.3	13.3	40.8	32.6	15.9	16.1
0	Nuisance applied rates (per cent of all tariff lines) ⁱ											
	8.9	12.6	7.2	7.0	1.0	12.9	8.8	8.9	..	6.1	1.3	1.2

.. Not available.

F.B. Final bound.

a The United States levies its *ad valorem* duties on the basis of the "f.o.b." ("free on board") price, thereby excluding the costs of insurance and freight. By contrast, most other WTO Members, including the EU, Japan and Canada, levy *ad valorem* import duties on the "c.i.f." price, which includes these costs. As the c.i.f. price exceeds the f.o.b. price by the amount of insurance and freight costs, a tariff levied on the f.o.b. price affords less protection than one levied at the same rate on the c.i.f. price.

b Indicate tariff schedule year on which bound rates are based on.

c Pre-Uruguay Round tariff.

d Provisional figures.

e Fiscal year, valid from 1 April.

f Two lines, applying to crude petroleum, are not bound.

g Domestic tariff peaks are defined as those exceeding three times the overall simple average applied rate.

h Tariff peaks are defined as those exceeding 15%.

i Nuisance rates are those greater than zero, but less than or equal to 2%.

Note: All calculations exclude "in quota" rates. Ad valorem equivalents (AVEs) of non-*ad valorem* duties are used insofar as they are available. Where AVEs are not available, the *ad valorem* tariff component is used for compound and alternate rates.

Source: WTO Secretariat calculations, based on data provided by the Members.

Table 5b
Structure of MFN tariffs in selected developing countries
(Per cent)

	China				India				Brazil				South Africa			
	MFN applied			F.B.	MFN applied			F.B.	MFN applied			F.B.	MFN applied			F.B.
	1996	2002	2009	(2009) ^a	1997 ^b	2001 ^b	2010 ^b	(2010)	2000	2002	2008	(2005) ^a	1997	2002	2009	(2008) ^a
1 Bound tariff lines (per cent of all tariff lines)	100.0	100.0	100.0	100.0	..	73.3	75.6	75.6	100.0	100.0	100.0	100.0	96.3	96.2	95.1	95.1
2 Simple average rate	23.6	12.2	9.5	9.9	35.3	32.3	12.0	46.4	13.7	12.3	11.5	30.2	15.0	11.4	8.1	20.3
WTO agricultural products	33.8	18.2	15.2	15.3	35.2	40.7	33.3	118.4	12.6	11.5	10.1	35.2	9.4	9.6	10.1	41.8
WTO non-agricultural products	22.1	11.2	8.6	9.0	35.4	31.0	8.9	32.1	13.8	12.4	11.6	29.6	15.7	11.6	7.8	16.7
Textiles and clothing	32.8	17.5	11.5	11.5	43.7	31.3	9.7	28.7	20.3	18.7	25.1	34.7	35.1	24.4	21.2	27.8
ISIC 1 - Agriculture, hunting and fishing	25.2	13.1	11.1	11.3	26.7	32.9	28.9	95.4	9.3	8.3	7.1	33.9	5.5	5.3	3.7	21.0
ISIC 2 - Mining	5.7	2.5	1.9	2.8	25.5	21.3	5.1	36.2	6.2	4.8	3.1	34.2	1.4	0.7	0.8	1.5
ISIC 3 - Manufacturing	23.9	12.3	9.5	9.9	36.1	32.5	11.1	43.2	14.0	12.6	11.8	30.0	15.6	11.8	8.5	20.6
First stage of processing	20.4	11.2	9.5	9.9	25.6	29.3	22.5	76.8	9.0	8.0	6.9	34.0	5.0	4.8	3.6	16.6
Semi-processed products	17.0	9.5	7.1	7.3	35.7	32.3	8.6	40.7	11.9	10.5	9.3	26.1	18.6	12.9	6.0	15.3
Fully processed products	27.8	13.8	10.8	11.3	37.3	33.0	12.3	43.6	15.8	14.3	13.9	32.5	13.7	11.2	10.2	24.0
3 Duty free tariff lines (per cent of all tariff lines)	1.9	4.9	9.4	7.6	1.4	1.1	3.2	1.9	1.5	5.6	8.3	0.7	42.4	43.4	54.4	11.6
4 Tariff quotas (per cent of all tariff lines)	..	0.8	0.6	0.6	0.0	0.0	0.0	..	4.2	3.8	4.6	4.6
5 Non- <i>ad valorem</i> tariffs (per cent of all tariff lines)	0.0	0.7	0.7	0.0	0.2	5.3	6.1	8.0	0.0	0.0	0.0	0.1	25.6	25.0	3.2	0.0
6 Non- <i>ad valorem</i> tariffs with no AVEs (per cent of all tariff lines)	0.0	0.7	0.2	0.0	0.2	5.3	6.1	8.0	0.0	0.0	0.0	0.1	25.6	25.0	0.8	0.0
7 Domestic tariff "peaks" (per cent of all tariff lines) ^c	1.1	1.8	2.0	2.4	0.2	1.3	2.2	6.5	0.0	0.0	4.3	0.0	4.0	3.9	8.5	2.8
8 International tariff "peaks" (per cent of all tariff lines) ^d	55.2	29.0	14.8	15.9	90.5	93.9	11.9	87.7	41.3	40.1	26.3	97.4	39.3	34.8	20.8	46.4
9 Overall standard deviation of tariff rates	17.4	9.1	7.4	7.6	14.5	13.0	14.2	40.8	6.7	6.9	8.3	8.0	17.8	12.6	11.1	23.8
10 Nuisance applied rates (per cent of all tariff lines) ^e	1.0	2.0	2.7	2.6	0.0	0.0	0.7	0.0	0.8	2.1	18.3	0.0	0.2	0.0	1.0	0.0

Table 5c
Structure of MFN tariffs in selected developing countries
(Per cent)

	Malaysia				Sri Lanka				Papua New Guinea			
	MFN applied			F.B.	MFN applied			F.B.	MFN applied			F.B.
	1997	2005	2009	(2005) ^a	2001	2008	2010	(2010) ^a	1999 ^f	2003	2008	(2008) ^a
1 Bound tariff lines (per cent of all tariff lines)	80.6	80.6	36.4	36.4	..	100.0	100.0	100.0
2 Simple average rate	..	8.1	7.4	15.6	9.2	11.9	11.5	32.7	20.4	6.3	5.1	32.8
WTO agricultural products	..	3.2	2.8	11.0	21.5	24.3	25.6	50.1	33.2	14.7	12.5	43.7
WTO non-agricultural products	..	8.7	7.9	16.5	7.2	10.0	9.2	21.0	18.4	5.0	3.9	31.0
Textiles and clothing	..	12.5	12.2	20.4	5.8	7.3	7.4	12.2	23.6	11.0	8.3	29.9
ISIC 1 - Agriculture, hunting and fishing	..	0.4	0.7	7.1	17.1	19.8	20.8	48.5	37.2	18.0	15.8	49.0
ISIC 2 - Mining	..	0.8	0.8	8.1	4.7	7.2	6.3	50.0	12.2	0.4	0.2	20.2
ISIC 3 - Manufacturing	..	9.6	8.7	16.2	8.7	11.4	10.9	29.2	19.6	5.8	4.5	32.1
First stage of processing	..	0.9	1.1	7.8	12.4	14.9	15.7	45.9	30.2	12.5	10.6	40.6
Semi-processed products	..	9.0	8.7	16.9	3.8	5.3	4.1	16.9	13.3	2.2	1.7	24.1
Fully processed products	..	10.4	9.1	16.3	11.4	14.8	14.5	32.5	22.3	7.4	5.9	36.2
3 Duty free tariff lines (per cent of all tariff lines)	..	57.8	60.3	5.7	36.2	11.7	44.3	0.4	2.5	76.1	76.7	0.0
4 Tariff quotas (per cent of all tariff lines)	0.2	..	0.0	0.0	0.0	0.0
5 Non- <i>ad valorem</i> tariffs (per cent of all tariff lines)	..	0.7	0.8	4.7	0.6	3.4	3.9	1.8	1.1	1.0	1.0	1.3
6 Non- <i>ad valorem</i> tariffs with no AVEs (per cent of all tariff lines)	..	0.7	0.8	4.7	0.6	3.4	3.9	1.8	1.1	1.0	1.0	1.3
7 Domestic tariff "peaks" (per cent of all tariff lines) ^c	..	13.9	11.7	0.4	0.5	0.3	0.3	0.1	1.4	22.8	14.4	0.6
8 International tariff "peaks" (per cent of all tariff lines) ^d	..	23.4	22.2	45.2	20.8	23.2	23.9	69.3	30.2	22.8	14.4	72.1
9 Overall standard deviation of tariff rates	..	12.6	11.5	0.8	12.8	13.5	14.7	20.2	19.1	12.2	10.1	18.1
10 Nuisance applied rates (per cent of all tariff lines) ^e	..	0.2	0.1	0.5	0.0	0.0	0.0	0.0	0.0	0.0	0.0	0.0

.. Not available.

F.B. Final bound.

a Indicate tariff schedule year on which bound rates are based on.

b Fiscal year, valid from 1 April.

c Domestic tariff peaks are defined as those exceeding three times the overall simple average applied rate.

d Tariff peaks are defined as those exceeding 15%.

e Nuisance rates are those greater than zero, but less than or equal to 2%.

f pre-1 July 1999.

Note: All calculations exclude "in quota" rates. Ad valorem equivalents (AVEs) of non-ad valorem duties are used insofar as they are available. Where AVEs are not available, the *ad valorem* tariff component is used for compound and alternate rates.

Source: WTO Secretariat calculations, based on data provided by the Members.

2. Trade remedy measures

55. Contrary to what was predicted, and despite the global economic downturn, 2009 ended with fewer initiations of anti-dumping investigations compared to 2008. Table 6 shows a continuing decline in the initiation of anti-dumping investigations so far in 2010. In the period January-October 2010, initiations of anti-dumping investigations declined 34% compared with the corresponding period in 2009. Unless there is a dramatic change in circumstances in the course of the last two months of 2010, this year will end with a significant drop in the number of anti-dumping investigations initiated.

56. Brazil and India have initiated more investigations so far in 2010 compared with the corresponding period in 2009. The number of initiations by Brazil went from seven in January-October 2009 to 24 in the corresponding period this year. India's initiations went from 23 to 32 in the same periods. Both these Members increased their initiations in the second half of 2010. Brazil initiated five investigations in July, eight in August and six in September 2010. India initiated 15 investigations in August 2010 alone.

57. In terms of the products targeted by anti-dumping initiations, Chart 9 shows that in 2010 metals have taken the lead, while the share of textiles and machinery dropped significantly. The shares of chemicals and plastics remained more or less the same.

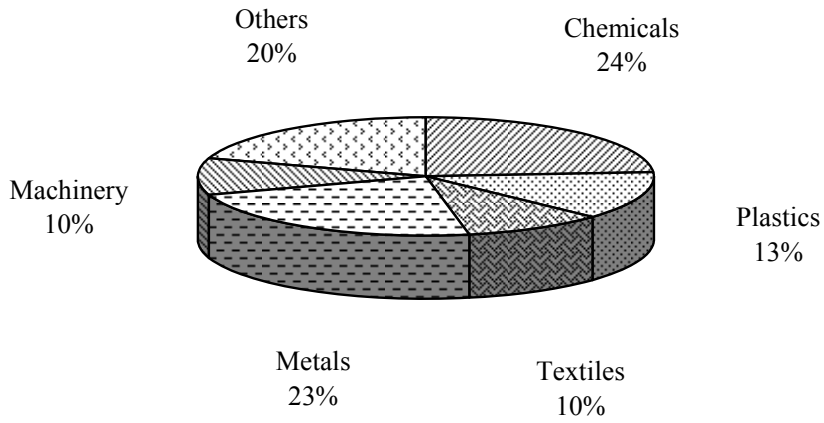
Table 6
Initiations of anti-dumping investigations
(Number of new investigations)

Reporting Member	January - October 2009	January - October 2010
Argentina	25	7
Australia	5	7
Brazil	7	24
Canada	6	2
Chile	0	1
China	16	4
Colombia	5	2
Costa Rica	2	0
Dominican Republic	0	1
Ecuador	0	2
Egypt	1	1
European Union	11	13
Honduras	0	3
India	23	32
Indonesia	7	3
Israel	6	5
Jamaica	0	1
Korea	0	3
Mexico	2	1
Pakistan	26	0
Panama	4	0
Peru	3	0
Philippines	1	0
South Africa	3	0
Chinese Taipei	0	1
Thailand	1	2
Turkey	6	1
Ukraine	2	2
United States	20	2
Total	182	120

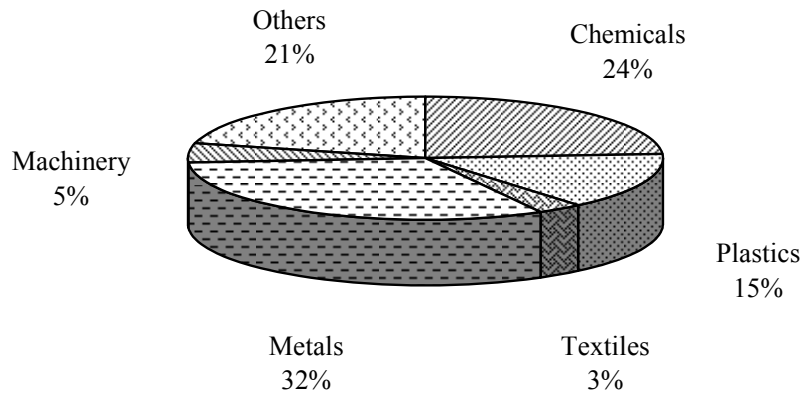
Source: WTO Secretariat.

Chart 9
Anti-dumping initiations of new investigations by products

a) January - October 2009



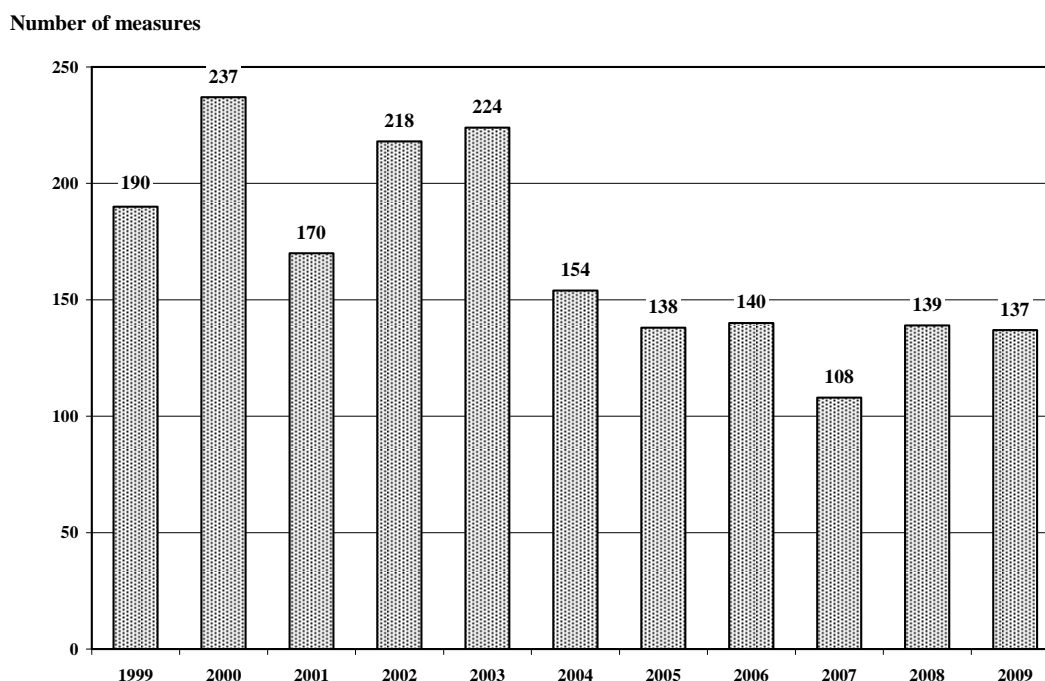
b) January - October 2010



Source: WTO Secretariat estimates.

58. Chart 10 shows that the number of anti-dumping measures imposed followed an up and down trend between 1999 and 2003 and fell significantly thereafter. The number of measures imposed fell from 224 in 2003 down to 137 in 2009. The financial crisis did not result in any increase in the number of anti-dumping measures. To the contrary, the number of measures imposed registered a slight decrease from 2008 (139 measures) to 2009 (137 measures).

Chart 10
Anti-dumping measures imposed, 1999-2009

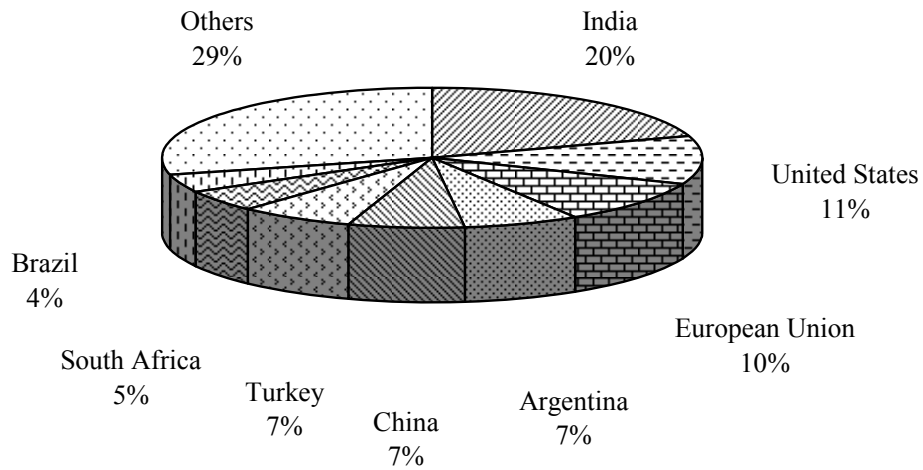


Source: WTO Secretariat.

59. Chart 11 shows that between 1999-2009 India imposed the most anti-dumping measures, followed by the United States and the European Union. The majority of measures were imposed by developing country Members during this period.

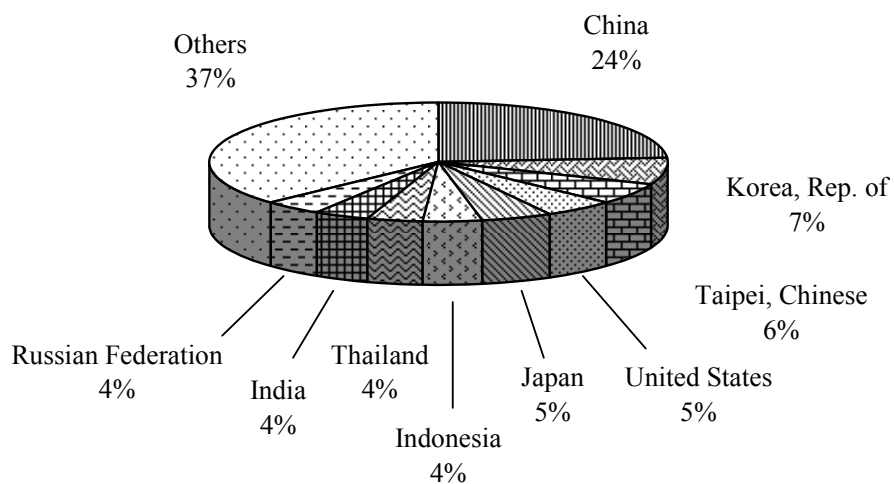
60. In terms of targets of anti-dumping measures imposed between 1999-2009, Chart 12 shows that Asian countries topped the list, with China targeted in 24% of all measures, the Republic of Korea 7%, Chinese Taipei 6%, Japan 5% and India, Indonesia and Thailand each 4%.

Chart 11
Anti-dumping measures imposed by main users, 1999-2009



Source: WTO Secretariat.

Chart 12
Anti-dumping measures imposed by main targets, 1999-2009



Source: WTO Secretariat.

61. Contrary to anti-dumping investigations, initiations of countervailing duty investigations had increased significantly from 2008 to 2009 (from 16 to 28). However, that trend seems to have reversed in 2010. Table 7 shows that, as of the end of October 2010, seven countervailing duty investigations were initiated, compared with 26 in the corresponding period in 2009. This is a significant decline and there is currently no indication that the situation could change until the end of 2010. Thus, 2010 likely will end with much fewer countervailing duty investigations initiated compared with 2009. Table 7 also shows that a significant part of the decline in the initiations of countervailing duty investigations can be attributed to lower activity by the United States. Initiations by the United States went down from 14 in January-October 2009 to two in January-October 2010. Also unlike anti-dumping initiations, the decline in the initiations of countervailing duty investigations seems to have affected all users of this instrument. Every Member that initiated a countervailing duty investigation in January-October 2009 has, in the corresponding period in 2010, initiated fewer such investigations.

Table 7
Initiations of countervailing duty investigations
(Number of new investigations)

Reporting Member	January-October 2009	January-October 2010
Australia	1	1
Canada	1	0
China	2	1
European Union	5	3
India	1	0
Peru	2	0
United States	14	2
Total	26	7

Source: WTO Secretariat.

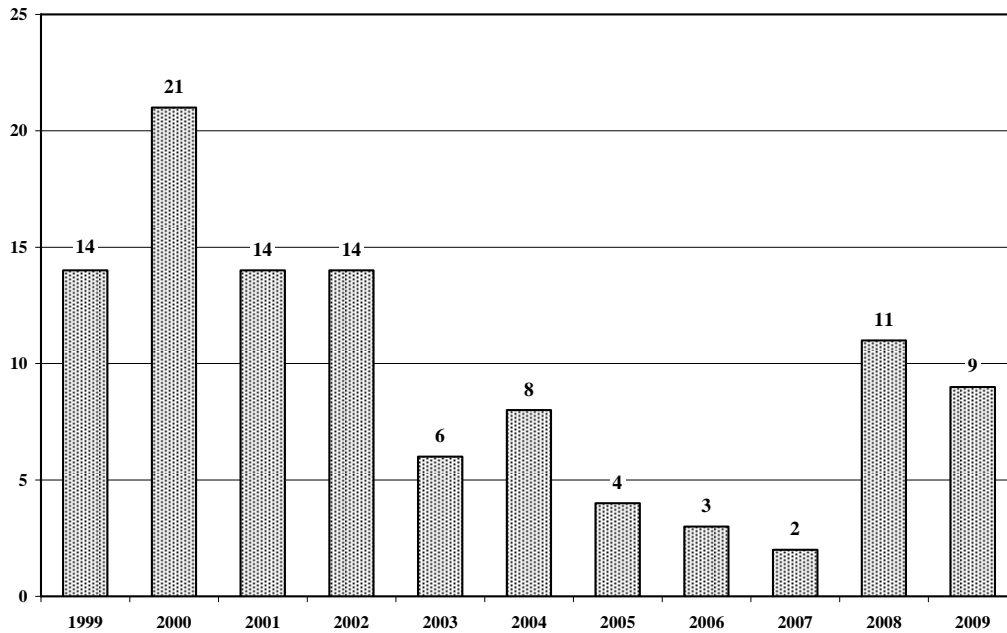
62. The number of countervailing measures imposed registered an increase of 50% from 1999 to 2000. As from 2000, however, a significant decline was registered in the number of countervailing measures. Countervailing measures increased again significantly from 2007 (two measures) to 2008 (11 measures). As in the case of anti-dumping, however, the number of countervailing measures imposed decreased from 2008 to 2009 despite the economic downturn (Chart 13).

63. Chart 14 shows that the period between 1999 and 2009 the United States was by far the most frequent user of countervailing measures, followed by the European Union, Canada and South Africa.

64. Chart 15 shows that the most frequent target of countervailing measures between 1999-2009 was India, with 25% of all measures imposed against it, followed by China with 18%, the European Union plus its member states with 14%, and the Republic of Korea with 8% of all such measures.

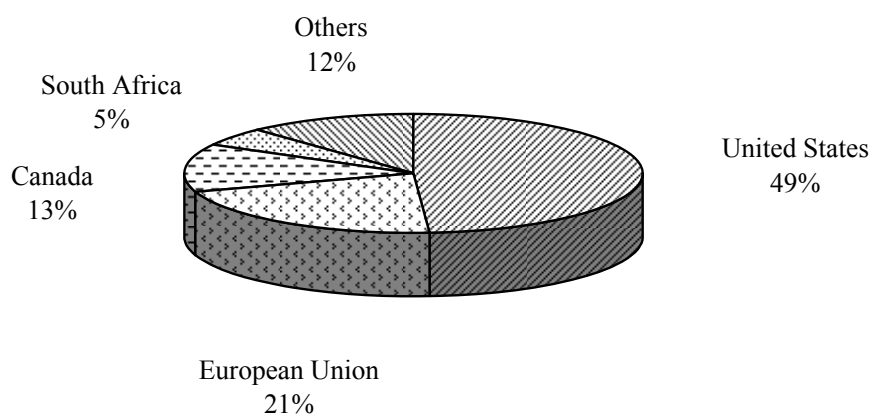
Chart 13
Countervailing measures imposed, 1999-2009

Number of measures



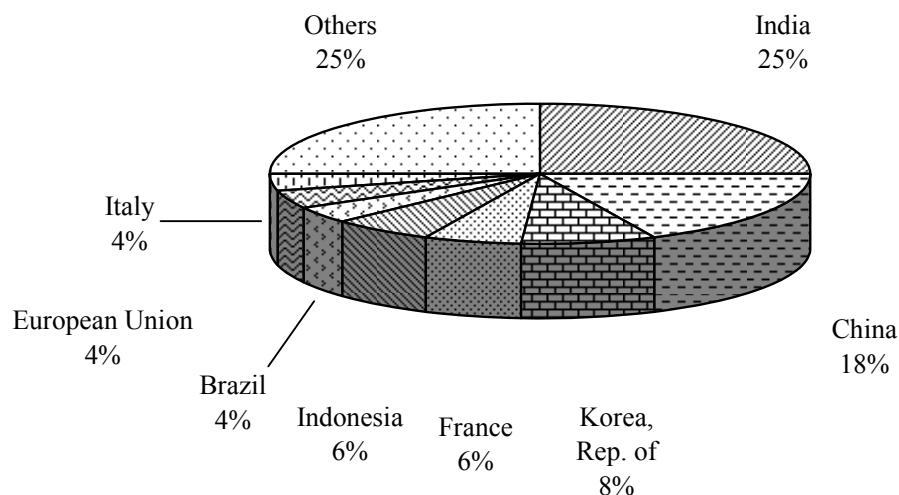
Source: WTO Secretariat.

Chart 14
Countervailing measures imposed by main users, 1999-2009



Source: WTO Secretariat.

Chart 15
Countervailing measures imposed by main targets, 1999-2009



Source: WTO Secretariat.

65. The number of safeguard investigations initiated by Members decreased in 2010 (Table 8). Initiations by India fell from 10 in 2009 to zero in 2010, while Indonesia initiated seven new investigations this year.

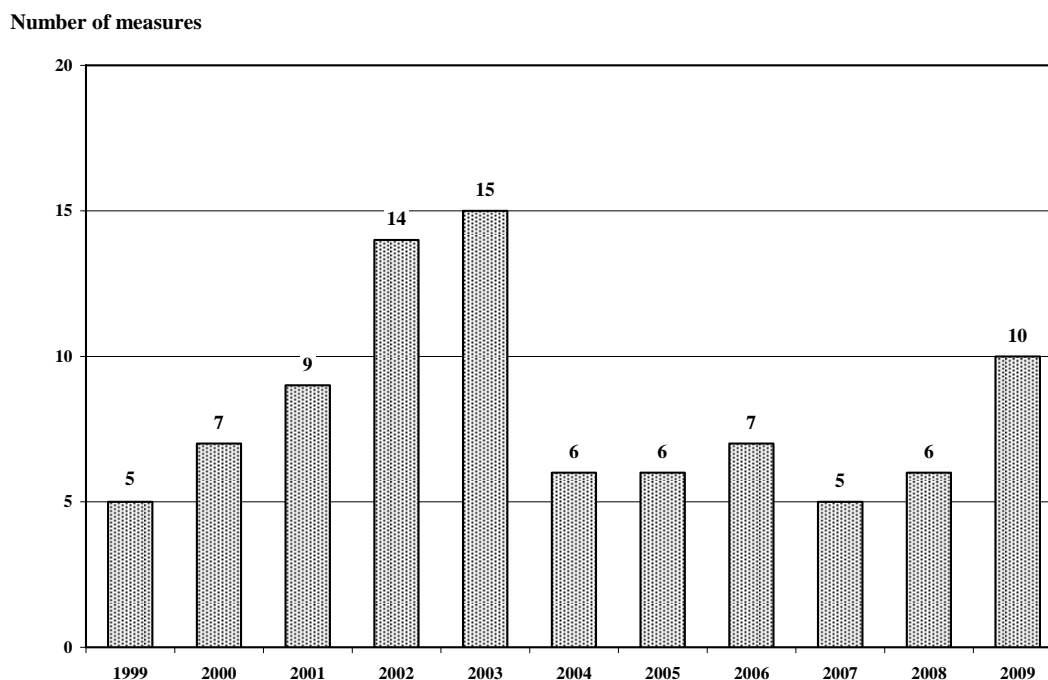
Table 8
Initiations of safeguards investigations
(Number of new investigations)

Reporting Member	January –October 2009	January –October 2010
Chile	1	0
Croatia	1	0
Dominican Republic	2	2
Ecuador	0	1
European Union	0	1
India	10	0
Indonesia	0	7
Israel	1	0
Jordan	0	1
Kyrgyz Republic	2	1
Mexico	0	1
Morocco	1	1
Peru	1	0
Turkey	1	0
Ukraine	2	3
Viet Nam	1	0
Total	23	18

Source: WTO Secretariat.

66. After reaching the historical high in 2003 (15 measures imposed), the numbers of definitive safeguard measures imposed remained relatively stable, hovering around five to six measures per year. Between 2008 and 2009, arguably due to the financial crisis, the figure jumped from six measures to 10 measures (Chart 16).

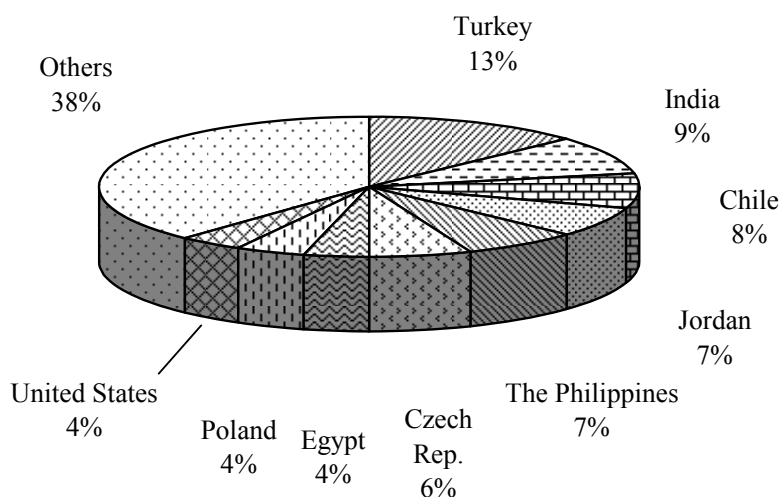
Chart 16
Safeguard measures imposed, 1999-2009



Source: WTO Secretariat.

67. As for the main users of the safeguard instrument, while 28 WTO Members imposed definitive safeguard measures between 1999 and 2009, six Members account for nearly half of all the measures imposed – Turkey, India, Chile, Jordan, the Philippines, the Czech Republic (Chart 17).

Chart 17
Safeguard measures imposed by main users, 1999-2009



Source: WTO Secretariat.

3. Sanitary and phytosanitary measures

68. Between November 2009 and October 2010, 990 regular SPS notifications and 77 emergency notifications were circulated by Members.¹⁰ This compares with 599 regular notifications and 80 emergency notifications in the previous twelve months. The higher number of notifications signals either an increase in regulatory activity or an improved implementation of the SPS Agreement. The data show an increase in the proportion of notified SPS measures from developing country Members: around 69% of all notifications submitted since November 2009 came from developing countries (the corresponding figure for the same period in 2008-2009 was 62%).

69. Any Member can raise a specific trade concern at any of the three regular meetings of the SPS Committee each year. In the three Committee meetings of March, June and October 2010, 25 new trade concerns were raised. In comparison, 16 new specific trade concerns were raised between November 2008 and October 2009. These 25 new trade concerns were related to, *inter alia*, SPS notification practices, registration requirements for export companies; various phytosanitary restrictions on plants and plant products, import restrictions on products derived from biotechnology, concerns regarding maximum residue levels for pesticides and for additives, as well as restrictions on meat products due to bovine spongiform encephalopathy or avian influenza disease risk factors.

70. Apart from these new concerns, others raised previously that have continued to be discussed in the SPS Committee relate to measures that exceed the relevant international standards and unreasonable delays in making decisions on SPS measures.

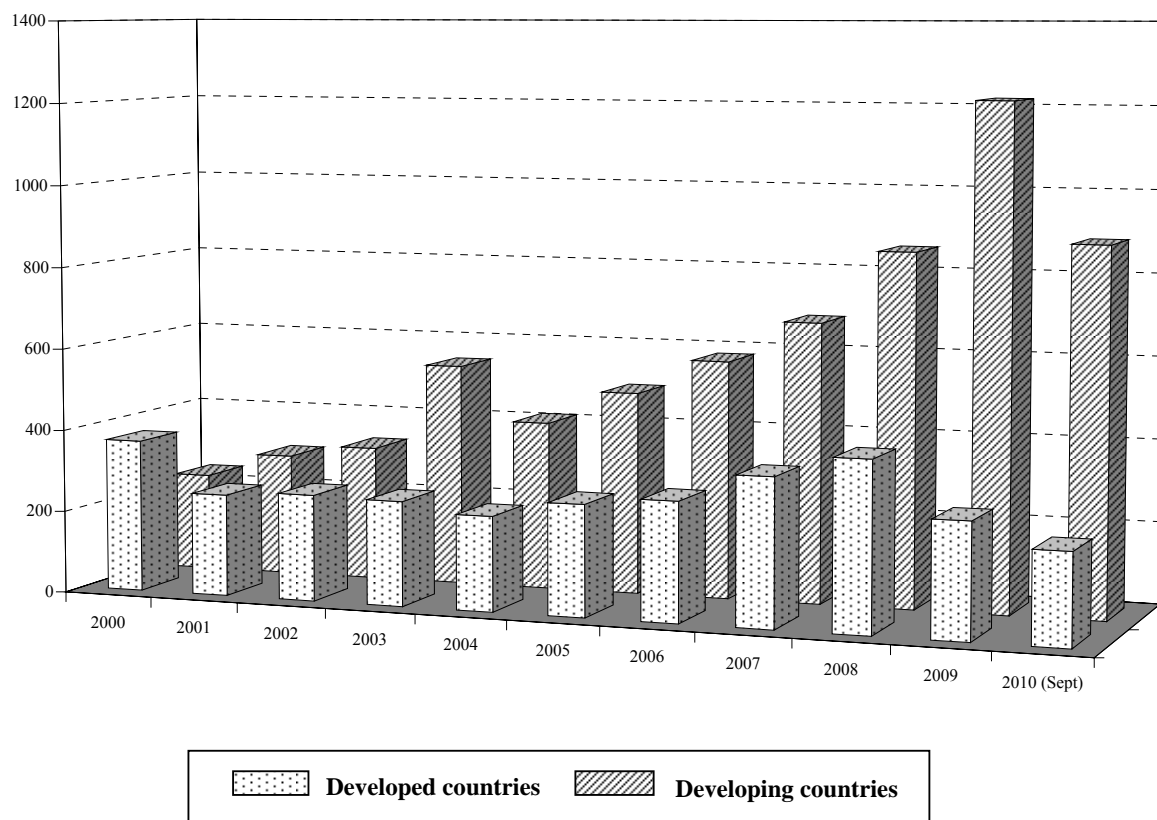
¹⁰ The SPS Agreement provides several mechanisms to monitor the imposition of trade restrictions. All WTO Members are obliged to provide in advance notifications of proposed new SPS requirements, except for measures taken in response to emergency situations for which notification is to be provided immediately upon taking the measure. Other Members have the opportunity to comment on these notified measures, both directly to the notifying Member and/or by raising the issue at a regular meeting of the SPS Committee.

4. Technical barriers to trade

71. Under the TBT Agreement, Members are required to make a notification to the WTO if a proposed regulation may have a significant effect on trade of other Members.¹¹ Since the Agreement entered into force, over 12,500 notifications of new or changed regulations have been submitted by 111 WTO Members. From November 2009 to September 2010, 1,329 notifications were circulated by the Secretariat, which is slightly higher than the 1,271 notifications circulated from November 2008 to September 2009.

72. The proportion of notifications by developing countries remained constant at around 80% in 2009 and 2010 after having increased continuously over the previous years (Chart 18).

Chart 18
Number of TBT notifications since 2000



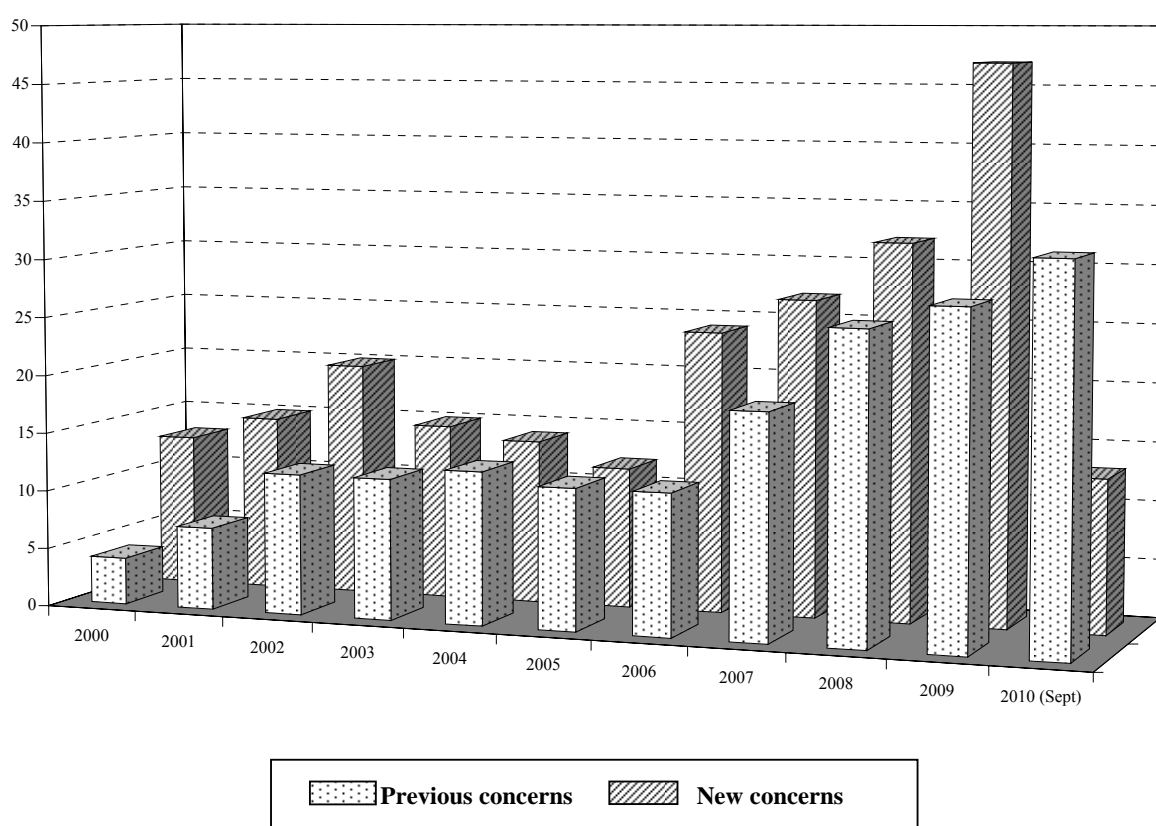
Source: WTO Secretariat.

73. Members also use the TBT Committee as a forum to discuss trade concerns that arise between them and that relate to technical regulations, standards or conformity assessment procedures. These "specific trade concerns" normally refer to proposed draft measures notified to the TBT Committee or to the implementation of existing regulations. Members have underlined the value of the Committee's discussions on specific trade concerns; these discussions provide an opportunity for a multilateral review that enhances the transparency and predictability in the application of standards, technical regulations and conformity assessment procedures.

¹¹ Two aspects of the TBT Committee's work are relevant to the surveillance and monitoring of regulatory measures that have an effect on international trade: Members' notifications of draft regulations, and the discussion of potential or actual trade effects of these measures in the Committee.

74. Since the TBT Agreement entered into force, 271 specific trade concerns have been discussed in the Committee. The number of concerns raised and discussed in the TBT Committee has grown significantly over the last four years. In 2009, this number reached 75 (Chart 19). The significant increase in specific trade concerns raised in the last few years may be an indication of an increasingly active participation of Members in the work of the Committee. The most frequently invoked reason for raising a concern in the TBT Committee is the need for more information or clarification about the measure at issue. Two examples illustrating concerns that were discussed in the last TBT Committee meeting are: (i) Canada's revised legislation on tobacco products containing certain flavourings and additives; and (ii) Thailand's measure on health warnings for alcoholic beverages.

Chart 19
Number of specific trade concerns raised per year, 2000-2010 (Sept)



Source: WTO Secretariat.

75. By and large, the regional distribution of Members maintaining measures subject to discussion in the Committee is spread evenly across the WTO membership, with the exceptions of Africa and Caribbean countries. Measures maintained by developing country Members have been most frequently raised for discussion (around 60% of the cases). No measures maintained by LDCs have been raised.

5. Measures affecting trade in services

76. With few exceptions, WTO Members have maintained the general thrust of their services trade policies and levels of market openness. Some Members, particularly in Asia, have even introduced significant changes to their policies, in order to allow broader presence of foreign suppliers

in several service sectors at the same time. Cases in point of this latter trend in the period under review are India, Indonesia, and Korea.¹²

77. The new Consolidated FDI Policy enacted by the Indian Government, effective from 1 October 2010, removes the so-called restrictions on internal use for wholesale cash-and-carry distribution (i.e. the condition that wholesale sales made to group companies should be for internal use only); and also relaxes the norms for downstream investment by non-banking finance companies (NBFCs), thus allowing NBFCs with 100% foreign investment and a minimum capitalisation of US\$50 million to set up subsidiaries for specific NBFC activities, without bringing additional capital towards minimum capitalisation. In addition, the Telecom Regulatory Authority of India (TRAI) has recommended raising FDI limits for a number of services within the broadcasting sector: from 49 to 74% for broadcast carriage services as direct-to-home (DTH), IPTV, and Mobile TV; from 20 to 26% for FM radio broadcasting; and from 49 to 74% for cable networks multi-system operators (national or state level), provided they undertake an upgrade to digitization and addressability. On the other hand however, the FDI limit would be lowered from 49 to 26% for local cable operators. The TRAI has also recommended that all foreign investment of 26% and above in the sector be subject to Government approval through the Foreign Investment Promotion Board (FIPB) – foreign investment of less than 26% would be authorized automatically.¹³

78. On 25 May 2010, the Government of Indonesia issued Presidential Regulation No. 36 of 2010 concerning the List of Business Fields Closed and Business Fields Conditionally Open to Capital Investment ("PR No.36/2010"), known as the Investment Negative List. The new regulation allows further foreign participation in several service sectors. In construction services for large projects, the foreign ownership thresholds have been raised from 55 to 67%. In education, foreign ownership in the formal education sector has been raised from 45 to 100%, subject to receipt of certain approvals; foreign participation in the non-formal education sector (e.g. computer, beauty and language schools) will be raised from 45 to 49%. Foreign investment of up to 49% will be allowed in film-related businesses (studio filming, laboratory of film processing, dubbing facilities, printing and film reduplication), which were previously closed to foreign participation; as well as on postal services (mailing administration).¹⁴ Foreign ownership of up to 90% will be permitted in operation and maintenance services for geothermal power facilities, and up to 95% in geothermal drilling businesses and in the generation of electricity from geothermal power. In the healthcare sector, foreign ownership of up to 67% will be allowed in relation to all hospitals across Indonesia (previously, foreign investors were only allowed to own up to 65% of shares in hospitals in certain provinces only). The regulation has also clarified that foreign ownership of up to 49% will be permitted not only in sea and air transport services but also in land transport services. ASEAN investors may benefit from higher limits on foreign investment in certain sectors, such as cargo handling (60%), vessel ownership (60%), motel and lodging services (51% against 49% for all other investors), and recreation (100%).

79. On 5 October 2010, the Korean Government announced that modifications had been introduced to the bill regarding FDIs in the country to make investment conditions more favourable for foreign firms. Such modifications include the designation of FDI zones in service sectors

¹² Similar initiatives were taken in 2009 by Malaysia and Korea (WTO/TPR/OV/W/2, paras 68 to 70).

¹³ Source: Telecom Regulatory Authority of India, "Recommendations On Foreign Investment Limits for Broadcasting Sector", New Delhi: June 30, 2010.

¹⁴ Indonesia had previously passed a new regulatory framework for postal-courier services in 2009. The New Law on Postal Services (2009) abolishes monopoly powers on certain postal services but also requires that postal service suppliers (including courier and express delivery companies) be majority-owned by Indonesians. It requires that collaboration between domestic and foreign suppliers (with minority ownership) be limited to a province or capital with an international airport or harbour. The New Law also requires private sector operators to contribute to the financing of the universal postal service and that non-universal service operators give priority to the delivery of items falling under the universal postal service, subject to compensation determined by the government.

concerning knowledge services, tourism, logistics, finance and education, as well as the offering of more incentives to such businesses. The minimum amount of FDI subject to compulsory registration with the Government was raised from the current W 50 million to W 100 million. In the case of education services, the Korean Ministry of Education, Science and Technology announced the relaxing of conditions for the establishment of foreign education institutes in free economic zones (FEZs) and the Jeju International Free City. The new rules will become effective at the end of the year.

80. Telecommunications has continued to be a dynamic sector in most Members. Rollout of new technologies and infrastructure continues, with governments moving to issue new licences or revise existing licences and to award or re-allocate spectrum. New mobile technologies are coming on line, and broadband services are continuing to expand. Through improvements in regulatory frameworks, governments have largely accommodated these developments, which are perceived as conducive to economic growth. Technology-neutral licensing regimes have been helpful so far where they have been implemented, but have not yet become widespread. Market-access restrictions are now fairly uncommon or are being relaxed in the vast majority of economies. Canada, for example, lifted equity restrictions on foreign ownership of Canadian satellites used for telecommunications services in July¹⁵ and announced one month later that submissions were available on-line under its public consultations on possible policies on its remaining foreign equity restrictions.¹⁶ Viet Nam issued a draft decree allowing foreign investors to hold up to 30% of local telecom companies, instead of only by means of business cooperation contracts. Oman launched a second national fixed-line operator and Botswana undertook consultations regarding the privatization of its fixed-line incumbent. Viet Nam also licensed a new fixed-line operator, increasing to eight the total number of licences issued. Tanzania issued five new mobile licences, bringing to 12 the total number of mobile operators. Thailand initiated, though not without difficulties, the long-awaited licensing of third-generation (3G) mobile phone spectrum, Cape Verde put out tenders for bids on three 3G licences, at least one of which would likely be awarded to a new entrant, and Pakistan is expected to auction off 3G licences by the end of 2010.

81. With market access fairly open, a significant number of reforms have focused on regulatory frameworks. Argentina, China, India, Turkey and Ghana, for example, have recently instituted number portability, a pro-competitive requirement already common in other markets. Regulators remain vigilant over pricing and potential anticompetitive practices, particularly where access concerns predominate as in the areas of interconnection, access to Internet backbone and call termination rates. Sweden, for example, consulted on new proposals for cost-oriented mobile termination rates in April and Finland issued a decision on overpricing in the wholesale broadband access market in May. In Rwanda and Uganda the regulators announced that they were lowering interconnection rates to help spur growth, and in Romania the regulator lowered the cost of access by competitors to the local loop. However, in Egypt, a regulator's decision to lower mobile termination rates was overturned by a court ruling. In February, the Colombian regulator announced that it had introduced both lower mobile interconnection charges as well as number portability. For its part, Bahrain made determinations of dominance with respect to two mobile operators, a move which would allow it to regulate their termination charges. In some cases, market developments, such as broadband network rollout, have spurred significant mergers and acquisitions (M&A), which have sometimes been examined by regulators to determine the potential effects on the competitive landscape. Security concerns have caused tensions in some countries such as India and Saudi Arabia

¹⁵ The changes to the foreign ownership restrictions on satellite services are included in the 2010 Federal Budget omnibus legislation, passed by the Canadian Parliament on 12 July 2010. Section 2184 of Bill C-9 (Jobs and Economic Growth Act) amended the Telecommunications Act to allow foreign ownership of satellites.

¹⁶ In a report issued in June by Industry Canada, three possible options for reforming the telecoms industry are outlined. The report was available for public comment until 30 July 2010. Both the report and the comments received are available at <http://www.ic.gc.ca/eic/site/smt-gst.nsf/eng/sf09919.html>.

as regards Blackberry mobile services, but appear to have been largely resolved. Kenya, Ghana and Zimbabwe mandated registration of pre-paid mobile phone subscribers, proposing to block accounts not registered by certain deadlines. Most government spectrum auctions supporting the rollout of new services and technologies run smoothly, although in rare cases they have been subject to delays (e.g. South Africa) or complaints (e.g. Mexico).

82. Targeted restrictions have been introduced in the area of audiovisual services by Bangladesh and Indonesia. Bangladesh decided in April 2010 to re-impose a ban on the screening of Indian movies, which had been lifted earlier the same month. A new law adopted in Indonesia in 2009 established screen quotas permitting no more than 60% of screen time for foreign films. The law also includes prohibitions against the dubbing of foreign films and prevents foreign-owned companies from distributing or exhibiting films.

83. In the area of financial services, the period has been characterized by (i) the revamping of regulatory frameworks, notably in Europe and the United States, where broad amendments to their prudential regulatory and supervisory frameworks have been introduced, but also in other Members through more targeted regulation; (ii) liberalization of market access policies in a few developing-country Members; (iii) targeted use of measures to prevent sudden capital inflows and outflows; and (iv) much less reliance on state support for troubled financial institutions.

84. In the case of State support, 3 October 2010 (the second anniversary of the US Emergency Economic Stabilization Act) marked the end of the authority given to the US Treasury under the TARP to make new financial commitments. The most recent data show that the bulk of investments and commitments under TARP had occurred in the last quarter of 2008 and, to a lesser extent, in 2009. Furthermore, as of 30 September, US\$474.8 billion has been committed under different TARP programmes, of which US\$387.4 billion has been actually paid out, and US\$204.4 billion already repaid to the US Treasury (Chart 20).¹⁷

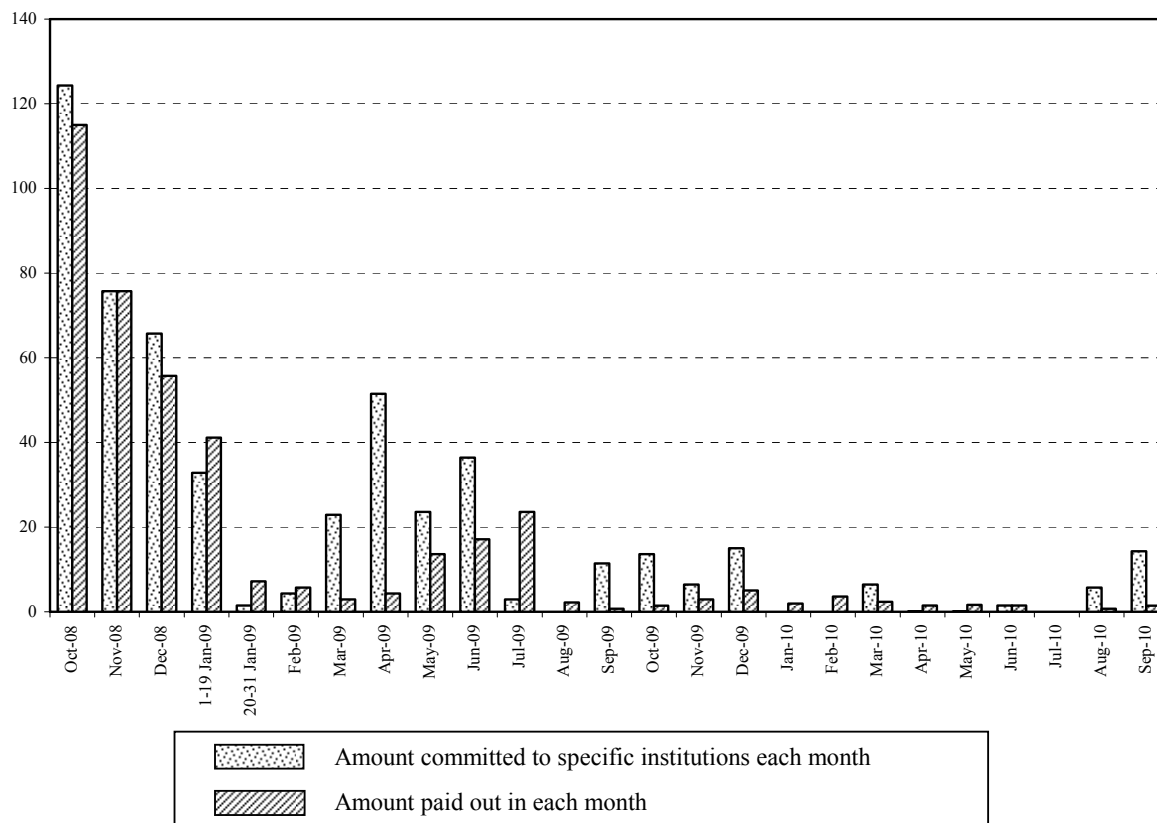
85. In the case of the EU, the effective use of State-guaranteed funding and recapitalization measures between October 2008 and end-March 2010 amounted to €1,235.2 billion.¹⁸ This is significantly less than one third of the total approved under EU State-aid rules and procedures (€4,131.1 billion).¹⁹ Reliance of financial institutions on State guarantees, which account for over three quarters of all crisis measures approved, is declining (Chart 21). While state-guaranteed bonds issued in the first quarter of 2009 averaged 30% of banks' total funding, this compares with some 4% only in December 2009. EU Member States like France, Italy and the UK have already decided not to prolong their guarantee schemes, while others, like the Netherlands, have tightened the pricing conditions of their schemes. Some guarantee schemes have never been used, like those introduced by Finland, Poland and Slovakia.

¹⁷ For further information, see the "TARP – Monthly 105(a) Report – September 2010", US Treasury, dated 12 October 2010.

¹⁸ This is equivalent to US\$1,604.4 billion at the exchange rate reported by the European Central Bank on 15 September 2010 (1.2989 euros per dollar). Information has been drawn from the Spring 2010 Update of the State Aid Scoreboard (Report on recent developments on crisis aid to the financial sector), Report from the Commission, COM(2010)255 final, Brussels, 27 May 2010. The Scoreboard is published twice a year, with the next update forthcoming some-time in Autumn 2010.

¹⁹ The detail for these two types of support measures taken individually is the following, as of end-March 2010. Altogether, between October 2008 and end-March 2010, the Commission has approved crisis measures put forward by Member States for an overall maximum volume of €4,131.1 billion. Within that figure, approved recapitalisation measures amounted to €503.1 billion (of which only €241.6 billion or 48% has been actually implemented), while approved guarantee umbrellas amounted to €3,149.8 billion, of which only €993.6 billion or 32% has been actually issued.

Chart 20
Amounts committed and paid out under TARP programmes, Oct 2008 - Sept 2010
(US\$ billion)



Source: US Treasury, "Troubled Assets Relief Program (TARP) - Monthly 105(a) Report - September 2010".

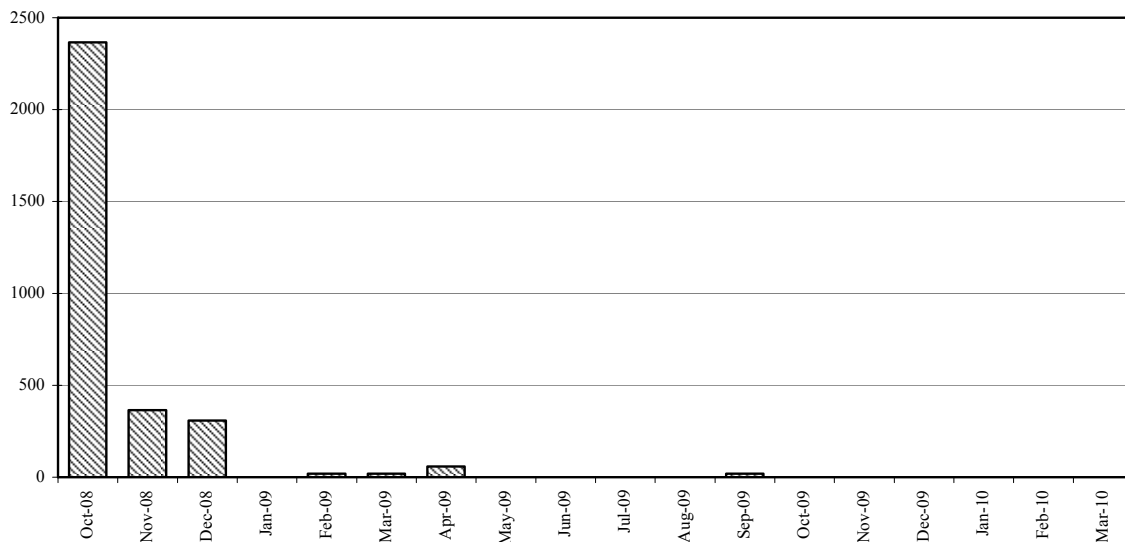
86. In the period under review, liberalization measures have been introduced by Nepal and Thailand. Since 1 January 2010, Nepal has allowed foreign banks to engage in wholesale banking through branches offices throughout the country. Nepal Rastra Bank has defined wholesale banking as deposits above Rs.100 million and lending above Rs 300 million. Foreign banks willing to open a branch are required to bring in at least US\$30 million (Rs 2.24 billion) to be eligible for a license and are required to invest at least another US\$5 million (Rs 374 million) for each branch they want to set up in the country. Foreign banks wishing to expand their presence in Nepal must be at least B-rated as per the evaluation of international rating agencies such as Moody's and Fitch.

87. On 18 March 2010, the Bank of Thailand lifted the one-branch restriction for full branches of foreign banks. Notification No. SorNorSor 1/2553 allows foreign banks operating a full branch to open two additional branches and expand their market presence. The new branch can be a general branch, an electronic branch (ATM), or a currency exchange counter. Once approval is granted, the additional branch must be set up within two years.

Chart 21
Guarantees schemes and recapitalizations for the financial sector approved by the EU Commission, October 2008 - March 2010

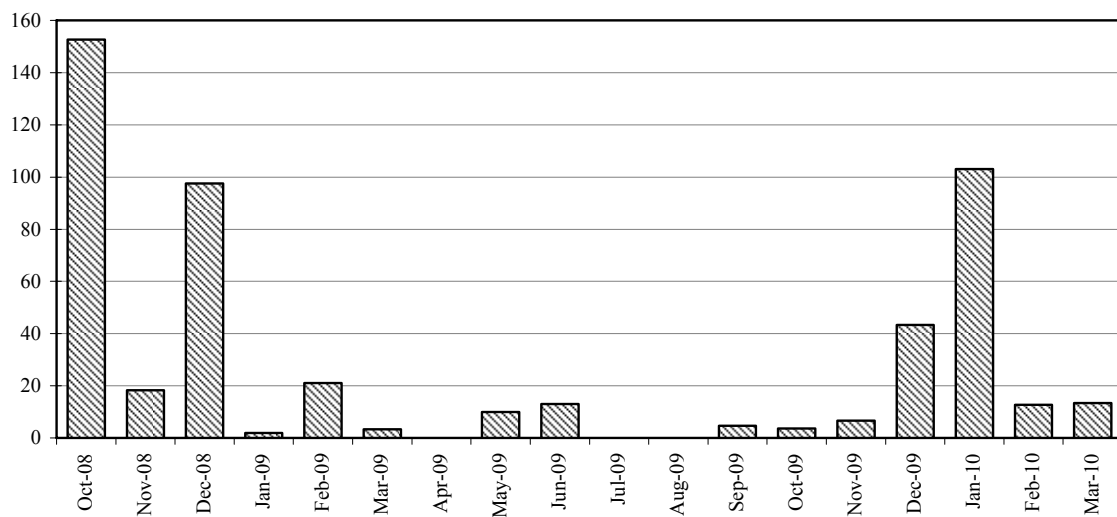
Guarantees schemes and individual cases approved

(Euro billion)



Recapitalization schemes and individual measures approved

(Euro billion)



Source: State Aid Scoreboard - Report on Recent Developments on Crisis Aid to the Financial Sector (Spring 2010 update), Report from the Commission, COM(2010)255final/2, Brussels, 4 June 2010.

88. After delaying further liberalization by over one year due to the global financial crisis, on 11 August 2010 the Reserve Bank of India (RBI) released a "Discussion Paper on Entry of New Banks in the Private Sector", seeking comments by financial institutions and the public at large until 30 September 2010.²⁰ The final outcome with regard to foreign shareholding in new banks, one of the issues addressed by the discussion paper, is still uncertain. The paper has proposed that aggregate foreign investment in new banks be capped "at a suitable level below 50% and locked at that level for the initial 10 years" which will be in contrast – as the paper acknowledges – to the present FDI policy which allows 74% foreign equity in private sector banking.

89. Market access policies have generally been maintained, if not improved, by WTO Members. Emerging economies (particularly in Asia and Latin America) are increasingly seeking to prevent speculative capital inflows from firing up their currencies, in a context of comparatively rapid economic growth and high levels of liquidity. WTO Members having imposed – or reported to consider imposing – controls in recent months include Brazil, Chinese Taipei, India, Indonesia, Korea, Peru, Philippines, South Africa, and Thailand.

90. Unlike episodes in the past, these are not broad-based quantitative capital controls, but more targeted measures directly addressed at the operation of financial institutions, particularly foreign ones.²¹ For example, since July 2010, Korea has imposed new ceilings on domestic banks and branches of foreign banks dealing with foreign exchange (forex) forwards and derivatives. For Korean banks, the limit on currency forward and derivative positions has been set at 50% of equity capital; while for foreign banks, the ceiling is 250% (against the previous authorized level of around 300%). Ceilings have been reduced on companies' currency derivatives trades to 100% of underlying transactions from the previous 125%. In addition, foreign currency loans have been restricted to firms' overseas use only (as an exception, only the small- and medium-sized enterprises are allowed to use foreign currency financing for domestic use, to the extent that total foreign currency loans remain within the current levels). Finally, regulations on foreign currency liquidity ratio of domestic banks have been tightened, and the Korean authorities have also recommended foreign banks operating in Korea to establish liquidity risk management mechanisms as they are a major source of foreign currency liquidity.

91. Also since July 2010, Indonesia has enforced new measures to tame short-term capital inflows, including on banks' net foreign exchange open positions. Since March 2010, banks in South Africa (both domestic and foreign-owned) have been allowed to acquire direct and indirect foreign exposure of up to 25% of their total liabilities, excluding equity, covering all foreign exposure but excluding FDI (down from the previous limit of 40%).

92. On 18 October 2010, Brazil's Government increased the IOF tax on foreign investment in fixed income from 4% to 6%, as well as the tax on margin deposits for currency operations from 0.38% to 6%. Both taxes affect foreign investors. Two days later, on 20 October, the Government enacted new rules banning financial institutions, including banks and brokerages, from renting, lending or swapping assets to foreigners seeking to invest in the futures market. BM&F Bovespa SA, the owner of Latin America's largest exchange, will block banks from issuing guarantee letters for foreign clients seeking to trade in the derivatives market.

²⁰ In February 2005, the RBI had released the "roadmap for presence of foreign banks in India" laying out a two-track and gradualist liberalization approach. The roadmap had been divided into two phases, the first spanning the period March 2005-March 2009, and the second beginning after a review of the experience gained in the first phase. When the second phase began in April 2009, the Indian Government decided to delay implementation in light of the global financial turmoil.

²¹ No judgment is being passed on the legality or GATS-compatibility of these measures – the intention, rather, is to signal a trend that may have implications for trade in financial services.

93. Over the period under consideration, several Members have introduced measures affecting (sometimes favourably) the supply of services through the movement of natural persons (mode 4).

94. In Canada, facilitated processing for IT specialists, which exempted seven types of IT occupations from requiring a labour market opinion (LMO), expired on 1 October 2010. For IT workers who are not otherwise exempt, for example due to an international agreement or intra-corporate transferees, employers will require positive LMOs prior to hiring foreign workers.

95. From 1 March 2010, employers in Costa Rica are required to pay foreign executives a salary at least 25% above the minimum salary for a similar position. Business visitors will be able to obtain "Consular Visas" upon arrival in Costa Rica, rather than exclusively prior to entry.

96. The Indian Government has issued guidelines for stricter enforcement of business and work visa requirements. Indian diplomatic posts now accept employment visa applications only from nationals of the country where the post is located. Other nationals are required to file their applications at the Indian diplomatic post in their country of citizenship. Additionally, it is no longer possible to use a business visa to engage in "project or contractual work" in India. The new guidelines limit the issuance of business visas strictly to business-related activities, which generally include attending business meetings, exploring opportunities for investment or establishing a business. For other activities, an employment visa is required.

97. The new guidelines tighten the criteria for foreigners wishing to perform project or contractual work to qualify for employment visas. Applicants, be they intra-corporate transferees or directly hired employees, are required to hold a senior-level, skilled position with the sponsoring company. Moreover, applications involving jobs for which a large number of qualified Indian nationals are available will not be considered. A minimum salary requirement is now imposed on nearly all employment visa applicants, whereas previously this applied only to certain employees in the information technology sector. Indian authorities have also issued new guidelines that clarify that multiple entry business visas may be granted for a period of up to five years, and each stay may be restricted to six months. US nationals may be issued business visas with a 10-year validity period. Previously, business visas were generally granted for a period of one year, except to nationals of certain countries.

98. On 15 July 2009, the Japanese Government enacted significant changes to its Immigration Control and Refugee Recognition Act. The changes, which will take effect over the next three years, include the implementation of a new Resident Card, generally valid for the duration of the foreign national's period of permitted stay (previously, the Card was valid for one to five years, regardless of the permitted length of stay). The new Resident Cards will be automatically issued upon landing to individuals granted a stay of more than three months, subject to exceptions. Foreign nationals will therefore no longer need to register with their local Municipal Office. In addition, a new visa category will be introduced for trainees, to allow them to enter Japan and engage in on-the-job training activities under an employment contract. Currently, individuals undergoing on-the-job training use the non-work trainee visa status, and they can perform work activities only by changing visa status.

99. New Zealand is introducing two new immigration categories. The first will allow 300 qualifying foreigners aged between 20 and 35 to apply for work with any employer in the country for up to nine months; the second is available to another 300 young individuals who already have a permit and have received an offer of skilled employment in New Zealand for at least 12 months, for a maximum duration of stay of 24 months.

100. Panamanian immigration authorities have increased the maximum duration of stay for business visitors to 180 days; nationals of countries for which Panama requires an "Authorized Visa" will generally still be limited to maximum stays of 30 days.

101. The Swiss Federal Council has changed the 2010 work permit quotas for non-EU/EFTA nationals on assignment in Switzerland for more than 90 days. The quota for B-permits, which are used for long-term assignments, is limited to 3,000 (reduced from 4,000 in 2009), the one for L-permits, which are issued for a period up to one year (but are extendable up to 24 months) is 8,000 (up from 7,000 in 2009).

102. Changes to the United Kingdom's Points Based System took effect on 6 April 2010. The changes broaden the Tier 1 category for highly skilled foreigners to allow individuals with a bachelor's degree to earn points (this was previously possible only for holders of graduate-level degrees), and reduce the initial duration of stay from three to two years, while providing for the possibility of a three-year extension. Changes concern also the Tier 2 (Intra Company Transfers) category, as follows: two new subcategories have been created to allow for intra-company transfers of graduate trainees who have worked for the sending employer for at least three months, for a maximum period of one year, and of newly hired graduates who move to learn or teach skills relevant to their new position, for a duration of stay of up to six months; the pre-employment requirement for the "standard intra-corporate category" has been increased from six to twelve months.

103. On 19 July 2010, the UK Government also introduced a limit on the number of admitted foreign workers. The limit will be in effect until 1 April 2011, when it will be replaced by a long-term cap system that is currently being developed. Under the interim cap, 600 Tier 1 ('General' status, highly skilled, self-employed or non-sponsored foreign specialists) entries will be allowed per month, an increase over the 5,400 Tier 1 workers admitted in the course of 2009. The number of new Tier 2 ("General" status, skilled, sponsored employees) applicants is also limited, reportedly to 95% of the number of Certificates of Sponsorship issued by employers between 19 July 2009 and 31 March 2010. Tier 2 (Intra Company Transfer) applications are not affected by the cap.

104. The Vietnamese Immigration Department has reduced the maximum initial period of stay for business visa holders from six to three months. If business visitors seek to remain in the country beyond these new maximum periods, they must obtain a work permit.

105. On 13 August, the Southwest Border Security Bill was signed into law in the United States. The legislation funds security upgrades along the US-Mexican border, using, *inter alia*, the revenue generated by a fee hike for H 1B (non-agricultural specialty worker) and L-1 (intra-company transfer) visas. The increased visa fees apply only to companies employing at least 50 employees and who have more than 50% of their workforce under visas status. The higher fees will remain in effect until 30 September 2014.

106. On 1 July, a new work permit programme for highly skilled foreign workers entered into force in the Russian Federation. Under the programme, highly qualified specialists working either for Russian entities or for branches of foreign firms (but not representative offices) are exempt from work-permit quota restrictions and benefit from a streamlined, faster procedure. Work permits issued under the programme are valid for three years.

B. TRADE POLICY REVIEWS IN 2010

107. Nineteen Trade Policy Reviews have been conducted in 2010.

108. Four Members in the Americas were reviewed in 2010, namely Belize, El Salvador, Honduras and the United States. During their separate reviews, El Salvador and Honduras were commended for their economic performance although both had been affected by the global financial crisis. The two countries were encouraged to continue their liberalization and structural reform efforts, including in order to help alleviate poverty. Both countries continue to be engaged in preferential trade agreements, in particular under the Central American integration process.

109. El Salvador and Honduras were encouraged to reduce bound tariff rates, with Honduras indicating that it would correct the tariff lines for which bound rates exceeded applied tariffs. Honduras was queried about its WTO notifications and restrictions to foreign investment, and El Salvador about its internal taxes on imported alcoholic beverages. The areas of main interest to other WTO Members about the two countries' trade policies were aspects related to their import, competition policy and government-procurement regimes as well as the protection of intellectual property rights. Free zones and export-incentive programmes were another focus of discussion, as were the measures in place to support the agricultural sector. El Salvador was commended for the opening of its services sector, Honduras was encouraged to do likewise, and both were encouraged to expand their GATS commitments.

110. The Review of the United States, the tenth carried out so far, was dominated by discussions on the global financial crisis and the subsequent economic recession, and the U.S. actions during this period. Those actions had made an important contribution to global economic recovery, although some of them were felt to have favoured domestic suppliers of goods and services. The discussions also touched on measures applied in the agricultural and maritime sectors, on foreign ownership, visa requirements, as well as the potential impact of the support provided to the U.S. financial services sector. The United States was acknowledged as one of the most transparent and open economies in the world. However, attention was drawn to tariff peaks and the impact of U.S. anti-dumping and countervailing measures. References were also made to the balance between national security considerations and trade facilitation, and questions asked about the potential impact of the draft Foreign Manufacturers Legal Accountability Act.

111. The United States' contributions to development assistance and its trade preference programmes to support developing countries were welcomed. Against the background of its extensive participation in WTO dispute-settlement proceedings, concerns were expressed that the United States was yet to implement fully certain rulings. The United States was urged to continue to play its historical leadership role in fostering a strong multilateral trading system, including by helping to bring the Doha Round to a successful conclusion.

112. In the Asia-Pacific region Malaysia, China, Chinese Taipei, Sri Lanka, Papua New Guinea and Hong Kong, China were reviewed in 2010. Judging from these TPRs, Members in the Asia-Pacific region have, by and large, refrained from adopting trade restrictive measures in response to the global crisis (apart from financial assistance to certain sectors arguably worst affected by the crisis). Although reforms appear to be proceeding somewhat more slowly (or even possibly stalling) in some Members, except as regards the negotiation of new bilateral and regional trade agreements, some other Members continue to liberalize their trade and FDI regimes unilaterally as well as bilaterally and regionally. Indeed, in Malaysia, for example, the crisis has provided a catalyst for such liberalization, which is increasingly aimed at removing barriers to the development of the services sector.

113. Asia is leading the global recovery from the crisis. This recovery is also undoubtedly explained partly by fiscal and other policies, especially those implemented by China, whose growth rate rebounded in 2010 to almost 10%. The crisis itself and the fiscal measures taken to mitigate its effects have reduced global macroeconomic imbalances. China's strong fiscal stimulus and bank lending, in particular, have increased domestic demand, especially investment in infrastructure, thus narrowing the gap between saving and investment. As a consequence, current-account surpluses have continued to fall during the past year or so. For example, China's current-account surplus has dropped from 6.1% of GDP in 2009 to around 5% in the first half of 2010.

114. The sharp drop in exports due to the global crisis, seems to have prompted those Members (such as Malaysia, China and Chinese Taipei), whose growth has been driven to a great extent by exports, especially of manufactured goods, to re-evaluate their economic development strategies.

115. Although some Members have raised a few of their applied MFN tariffs since the crisis broke, such increases have been rare (even where there are significant gaps between bound and applied MFN rates). The overall trend is nonetheless downwards. Some smaller Members (e.g. PNG and the Maldives) have successfully reduced, or envisage taking steps to reduce, their reliance on tariffs as a source of tax revenue by replacing them with internal taxes, without loss of tax revenues.

116. Export restraints are an important feature of the trade regimes in some Members in this region. For example, China does not provide full rebates of VAT on exports, imposes export taxes on certain products, and uses export quotas. China is a major exporter of some of these products, as in the case of raw materials and rare earth minerals. However, overall use of these restraints in the region does not appear to have increased during the past year; in China, for example, some additional restraints have been introduced, but others have been reduced or eliminated.

117. As a result of the global economic crisis, there has been a rise in financial assistance and other forms of government support to *inter alia*, banks (Japan), airlines (China and Japan), automobiles (Japan and Malaysia), electronics (Japan) and computer chip manufacturers (Japan). China has also been providing subsidies to rural households to purchase electrical products and some cars. More broadly, however, there also appears to have been a revival of industrial policy in some developed economies.

118. As regards, other trade-related measures, Chinese Taipei joined the Government Procurement Agreement (GPA) in July 2009. In China, which is currently negotiating its accession to the GPA, the fiscal stimulus package is subject to "Buy China" provisions that existed before the onset of the crisis and the introduction of the package, although in practice procurement from foreign suppliers occurs frequently.

119. Three European countries were reviewed in 2010 for the first time: Albania, Armenia, and Croatia. As a result of their accession to the WTO and with a view to aligning their trade regimes on the EU's, Albania, Armenia and Croatia have significantly liberalized their economies, including their trade regimes. The bindings of their entire national tariffs and their extensive GATS commitments have enhanced the predictability of their trade regimes. However, Croatia, whose tariff still comprises *ad valorem* and non-*ad valorem* rates, was urged to further simplify its tariff structure; concerns were expressed about its TBT and agricultural regimes (including its SPS system).

120. The global crisis has significantly affected Armenia and Croatia, and to a lesser extent Albania. Members encouraged Albania and Armenia to diversify their economies with a view to addressing their narrow export base and dependence on remittances from abroad, and Croatia to further strengthen its external position (large external current-account deficit and large stock of external debt). The three countries were encouraged to accede to the Agreement on Government Procurement, and to further liberalize their trade and investment regimes (including through trade-facilitation measures) with a view to improving competitiveness and strengthening the resilience of their economies to external shocks.

121. Six LDC African countries were reviewed in 2010: Benin, Burkina Faso and Mali (jointly); The Gambia; Malawi; and the Democratic Republic of the Congo (DRC). These countries have continued to pursue economic reforms, including trade liberalization, albeit at a slower pace, and have experienced positive but moderate economic growth; none of them has departed from its open policy stance in response to the global crisis. Their performance has been constrained mainly by their relatively modest foreign direct investment inflows, essentially in gold mining in Burkina Faso and Mali, and in uranium in Malawi. The current business environment is not yet conducive to private investment, despite reform efforts.

122. A key challenge for further trade liberalization by these countries remains finding a secure and stable source to finance their budgets other than international trade taxes and official development assistance. Steps taken by The Gambia to meet this challenge were welcomed by the TPRB.

123. Trading costs are generally high in almost all these African countries because of, *inter alia*, physical inspections carried by various institutions at the border, with samples collected by each of them, mainly in the case of agricultural imports; compulsory use of customs agents and pre-shipment inspection requirements; lengthy transit procedures, even within regional groupings; and lack of infrastructure and of competition in the provision of transport services (including in regional road hauling). These countries would greatly benefit from a comprehensive trade-facilitation programme that would contribute to reducing transaction costs. Regional projects to modernize customs procedures and infrastructure would also help.

124. DRC was urged to significantly simplify its international trade taxation system which comprises 117 different duties and taxes on both imports and exports; the elimination of some of the duties and taxes would contribute to simplifying trade procedures.

125. Membership in overlapping preferential agreements, with different objectives and paces of liberalization, complicates the trade regimes of these African countries and stretches their already limited resources. Awareness of this has led to harmonization initiatives between, *inter alia*, the East African Community (EAC), the Common Market for Eastern and Southern Africa (COMESA), and the Southern African Development Community (SADC)²²; and between the West African Economic and Monetary Union (WAEMU) and the Economic Community of West African States (ECOWAS).²³

126. For ECOWAS and WAEMU, the harmonization process has led to the adoption of the latter's common external tariff (CET) by all ECOWAS countries, and to the agreement on a 35% tariff band (in addition to the four bands of the WAEMU CET, i.e. zero, 5%, 10%, and 20%) on products still to be specified. The TPRB expressed concerns about the 35% band which, if applied, would further aggravate the non-compliance by WAEMU countries with their tariff-binding commitments, the applied rates being already higher than the bound levels on several tariff lines. ECOWAS members are considering the collective renegotiation of their tariff commitments under GATT Article XXVIII. The absence of a single entry system has resulted in double taxation of imported products crossing internal borders within both WAEMU and ECOWAS, despite the provisions for free circulation of goods.

C. REGIONAL TRADE AGREEMENTS

127. Regional trade agreements (RTAs) continue to be an important and growing feature of the international trading system. In total, 375 RTAs have been notified to the GATT/WTO, of which 197 are currently in force.²⁴ While the majority of these agreements cover trade in goods only, more recent RTAs tend increasingly to cover trade in both goods and services. There has been an upward trend in RTA notifications since the early 1990s. That trend has increased since 2006.

²² The DRC and Malawi are members of SADC and COMESA.

²³ Benin, Burkina Faso and Mali are members of WAEMU, whose members all participate in ECOWAS of which The Gambia is a member.

²⁴ These correspond to 288 notifications of RTAs in force; of these 174 were notified under GATT Article XXIV, 83 under GATS Article V and 31 under the 1979 Decision of the GATT Council on Differential and More Favourable Treatment (Enabling Clause).

Table 9
Regional Trade Agreements notified to the WTO since 2000

	2000	2001	2002	2003	2004	2005	2006	2007	2008	2009	2010*
By date of notification	8	12	10	11	16	11	16	13	28	23	16
By date of entry into force	10	11	12	11	12	16	15	11	16	18	9

* As at 1 November 2010.

Note: As the goods and services parts of an agreement do not always enter into force in the same year and therefore are not necessarily notified together, there may be some overlap in the figures reported in the Table.

Source: WTO RTA database.

128. From October 2009 to October 2010, 31 RTA notifications (counting goods and services separately) of 23 new RTAs (counting goods and services together) were made. The majority of these agreements (22 out of 23) are free-trade agreements, which confirms the overall trend towards more bilateral or plurilateral RTAs rather than customs unions. In addition, the Secretariat received "early announcements" of 10 agreements that are currently being negotiated or that have been signed but are not yet in force or in one case (the Agreement between ASEAN, Australia and New Zealand) that has since entered into force and been notified to the WTO.²⁵ The Secretariat estimates that about 100 further agreements are in the process of being negotiated.

129. The majority of RTAs notified over this period involved one or more partners in the Asian region. Other active regions were Europe and Latin America (including Central and South America). During the period covered, ASEAN as a group notified four RTAs (with Japan, Australia and New Zealand, Korea and India). The European Union also continued deepening its relations with the Western Balkans, notifying its completed agreements (in goods and services) with the Former Yugoslav Republic of Macedonia (FYROM), Croatia, Albania and Montenegro.

130. The Transparency Mechanism for RTAs, established on a provisional basis by the General Council on 14 December 2006, represents an important step forward in better understanding the liberalization being pursued on a preferential basis by Members. Between October 2009 and September 2010, 14 RTAs were discussed on the basis of factual presentations (FPs) prepared by the Secretariat, of which 13 were considered by the CRTA and one by the Committee on Trade and Development. This represents a considerable decrease compared with the same period of the preceding year when a total of 24 RTAs (21 in the CRTA and three in the CTD) were considered. The decrease is due in part to delays in the receipt of data and/or comments on draft factual presentations by the parties to RTAs, which are at present holding up the consideration of 15 RTAs among WTO Members and of 16 RTAs involving non-WTO Members.²⁶ There are particular difficulties in obtaining data from non-WTO Members. The slippage in the CRTA's work programme risks derailing efforts made to increase the transparency of RTAs. Seventy RTAs are still to be considered in the CRTA or CTD.

131. The WTO Database on RTAs, which was created under the Transparency Mechanism, went online and became publicly accessible in January 2009. It provides information on all RTAs notified to the WTO and the GATT, including texts of agreements and details of WTO meetings held to

²⁵ The agreements that have been signed are: EFTA-Serbia, EFTA-Albania, EFTA-GCC, EFTA-Ukraine, EFTA-Peru and US-Colombia; agreements under negotiation are: EFTA-Hong Kong, China; EU-Canada; and India-SACU.

²⁶ The parties to an RTA are given four weeks to provide joint comments on a factual presentation.

review them. In the case of agreements for which factual presentations have been prepared, the database also contains the trade and tariff information provided by the parties to the agreement.²⁷

132. With regard to the 14 Factual Presentations circulated by the Secretariat between October 2009 and October 2010, Chart 22 shows that around a quarter involved immediate implementation and a further 30% involved implementation within 10 years of the Agreement entering into force.²⁸ Of those involving implementation periods of over 10 years, around half are to be implemented within 15 years of the Agreement entering into force. The implementation period of 10 years was exceeded mainly in agriculture (almost 70% of the lines concerned were in HS Chapters 1-24), and some non-agricultural chapters (principally textiles and clothing, chemicals and starches).

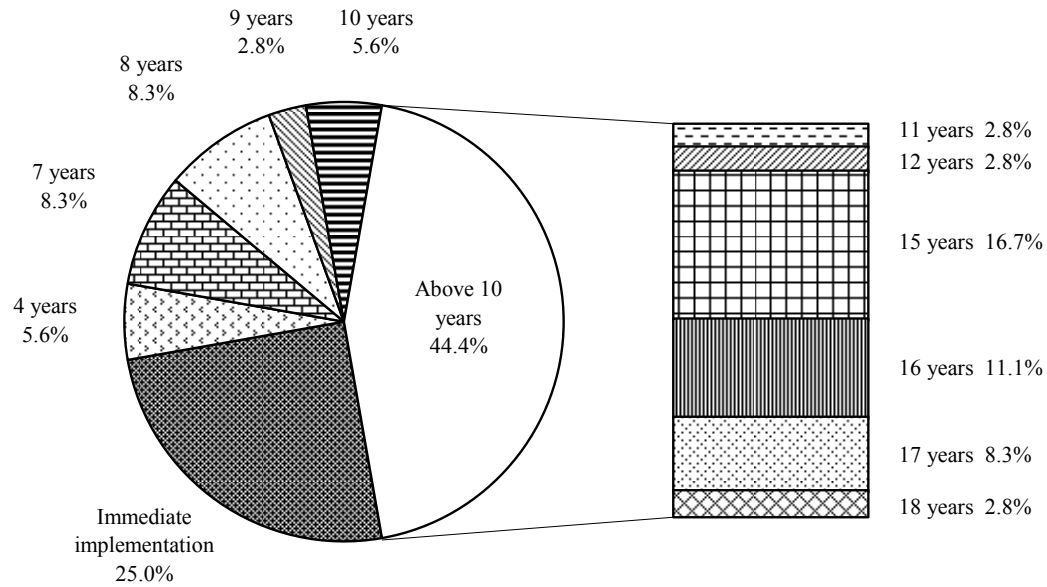
133. Chart 23 shows overall market access in goods as measured by the share of tariff lines liberalized and the share of intra-RTA imports covered by these lines at the end of implementation of the Agreement. Chart 24 shows liberalization by share of tariff line on agricultural and non-agricultural tariff lines. While overall market access in terms of liberalization of tariffs and intra-RTA imports is between 75% and 100%, there is considerable variation when looking at different sectors, especially agriculture. Between 80% and 100% of non-agricultural tariffs are to be eliminated by the agreements considered in the reference period, but the range for agriculture is between 24% and 100%.

134. Most agreements for which Factual Presentations were circulated between October 2009 and October 2010 include commitments in services and investment. Although harder to quantify than commitments on trade in goods, in several cases RTAs appear to offer services commitments in more sectors than under the GATS and, in some cases, deeper commitments among preferential trading partners. The additional commitments in several cases bind existing levels of openness rather than offering better market access for the preferential partners. Commitments in investment include increases in foreign investment threshold limits. With regard to rules on services (such as subsidies and safeguards) and domestic regulations, RTAs in general tend not to provide additional commitments to those already made and bound at the multilateral level.

²⁷ The data provided include the preferential tariffs to be applied between the parties throughout the period of implementation of the agreement as well as data on global imports by the parties and imports between the parties for a period of 3 years before the agreement's entry into force.

²⁸ This compares to 38% implemented immediately and another 36% implemented within 10 years after entry into force for the agreements considered between October 2008 and October 2009.

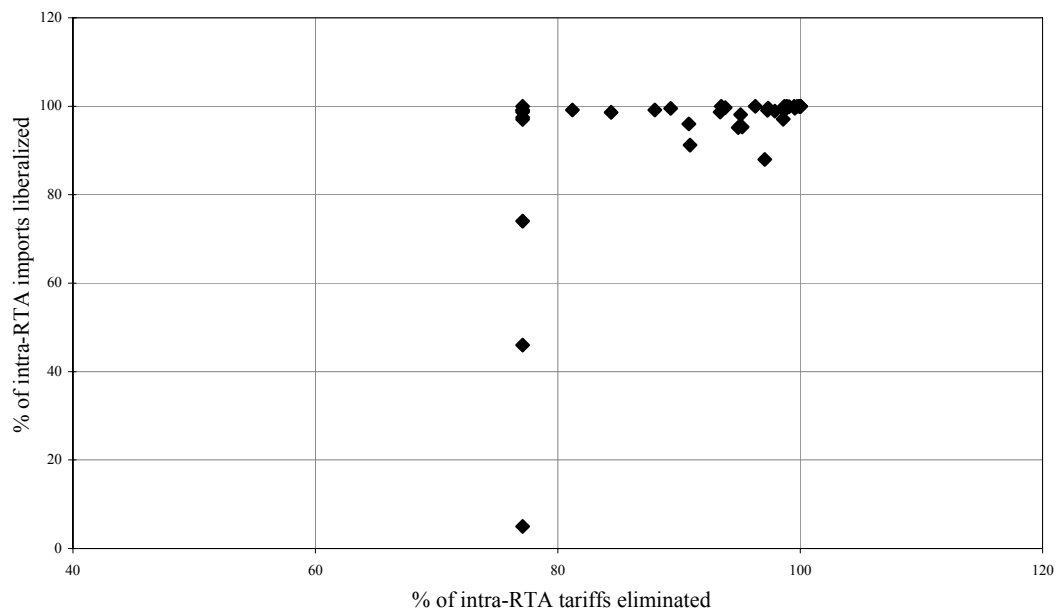
Chart 22
Transition period in RTAs
(RTAs considered between October 2009 - October 2010)



Note: Excludes agreements under the Enabling Clause.

Source: WTO RTA database.

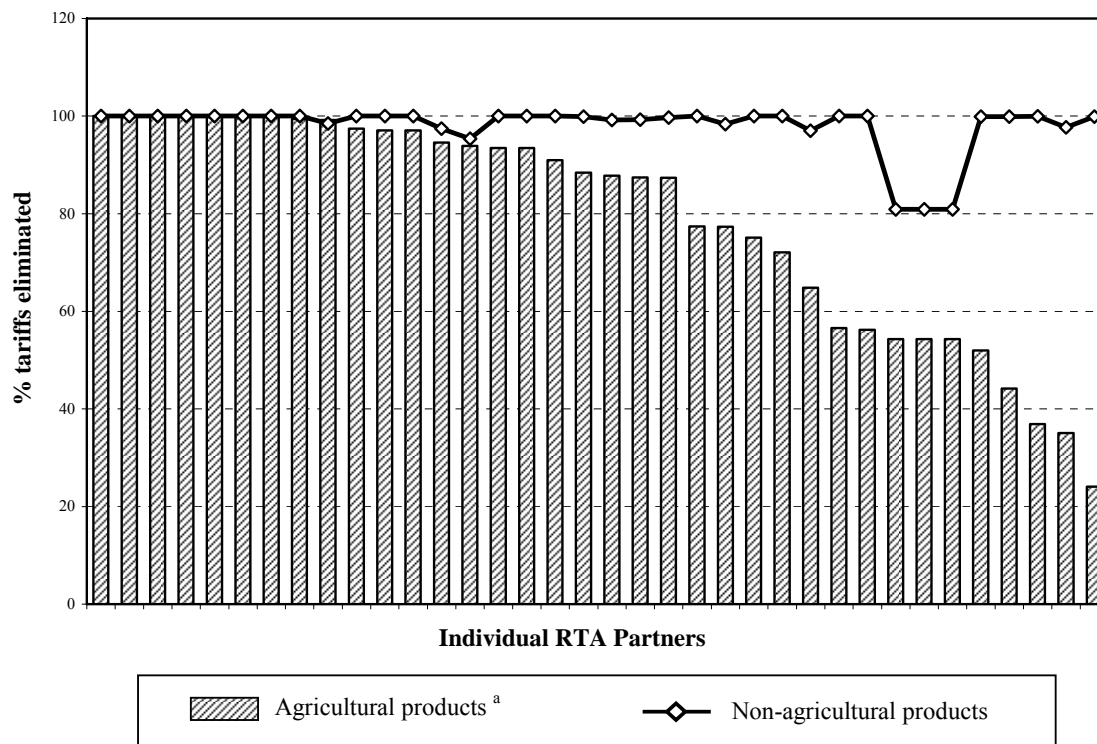
Chart 23
Overall liberalization, by share of imports and share of tariff lines (October 2009 to October 2010)



Note: Excludes agreements under the Enabling Clause.

Source: WTO RTA database.

Chart 24
Sectoral liberalization, by share of tariff lines (agriculture and non-agriculture)
October 2009 to October 2010



a WTO definition.
Note: Excludes agreements under the Enabling Clause.
Source: WTO RTA database.

D. GOVERNMENT PROCUREMENT

135. The Director-General's 2009 Annual Report commented on how the experience of the economic crisis had shown clearly the importance of the disciplines on non-discrimination, transparency and procedural fairness that are contained in the WTO Agreement on Government Procurement (GPA). The greater scrutiny given to those disciplines during the crisis also highlighted their limitations, in terms of both the membership of the Agreement and the coverage of the existing Parties' procurements. In 2010 there has been significant progress toward broadening the membership of the Agreement and concluding the renegotiation of the Parties' coverage commitments, which determine the set of each participating WTO Member's procurements that are subject to the rules and disciplines of the Agreement. Conclusion of the coverage negotiations will, in turn, make possible the eventual bringing into force of the revised text of the Agreement that was provisionally agreed in December 2006.²⁹

136. Currently, forty-one WTO Members are covered by the Agreement: Canada; the European Union, with its 27 member States; Hong Kong, China; Iceland; Israel; Japan; Korea; Liechtenstein; the Kingdom of the Netherlands with respect to Aruba; Norway; Singapore; Switzerland; Chinese Taipei and the United States. Nine other WTO Members (Albania, Armenia, China, Georgia, Jordan, the Kyrgyz Republic, Moldova, Oman and Panama) have applied for accession to the Agreement and submitted relevant documentation. In addition, a further five Members (Croatia, the Former Yugoslav

²⁹ GPA/W/297 of 11 December 2006.

Republic of Macedonia, Mongolia, Saudi Arabia and the Ukraine) have provisions in their respective WTO Accession Protocols which call for them to seek GPA accession.

137. Of those WTO Members currently negotiating accession to the GPA, Armenia, China and Jordan have been the subject of focused work and progress in the Committee on Government Procurement during the past year. Work on the accession of Armenia is well advanced, and is expected to be substantially completed by the end of 2010. Work on the accession of Jordan is also at an advanced stage. Work on the accession of China is proceeding actively, with the full engagement of both China and the existing Parties. In July, China submitted to the Committee on Government Procurement an "enriched" accession offer that generated the appreciation of the Parties; a further revised offer is expected in 2011. While further work will clearly be needed to bring this process to fruition, China's eventual GPA accession will represent a very significant extension in the reach of WTO disciplines and in the value of procurement covered by the Agreement.

138. In another important development, in February of this year India became an observer to the GPA. It subsequently launched a process of internal reflection on the potential benefits. The eventual accession to the GPA of Armenia, China and Jordan and the fact that India is also looking at the possibility of accession imply that, in the near future, the GPA will no longer be a "developed countries' club".

139. Concerning the renegotiation of the coverage commitments of the existing Parties, an effort is under way to conclude the negotiations by the end of 2010 or early in 2011. A process for conclusion of the negotiations has been set out in a "Roadmap" developed by the Chairman of the Committee on Government Procurement. The Roadmap, which has been endorsed by all Parties to the Agreement, aims to ensure early conclusion of the negotiations and to bring into force of the revised GPA by providing for parallel consideration of the coverage issues themselves, outstanding issues concerning the revised GPA text, the future work programme of the Committee and the process for bringing the revised Agreement into effect. The prospects for concluding the negotiations have also been enhanced by new offers that have been tabled in the past year by Canada, Israel, Japan, Liechtenstein and the United States. The revised offer of Canada includes, for the first time, coverage of procurements by Canada's sub-central (provincial and territorial) government entities – itself a significant expansion of the market access opportunities provided by the Agreement.

140. An important spill over benefit from conclusion of the GPA coverage negotiations will be to make possible the coming into force of the revised text of the Agreement that was provisionally agreed in December 2006. The revised text preserves the main principles of the existing GPA but improves upon the existing text in a number of significant ways, including through the provision of new flexibilities where electronic procurement tools are used and the introduction of more concrete and specific forms of special and differential treatment ("transitional measures") for developing countries that join the Agreement. As such, it is expected to facilitate the GPA accessions of China and the other WTO Members referred to above, and potentially generate broader interest in accession to the Agreement.

141. Government procurement seems destined to be at the centre of WTO activity for at least the next decade. This reflects not only the significance of such procurement as an underpinning of economic activity in the aftermath of the economic crisis, but also the growing needs of emerging economies with respect to public infrastructure investment. Fair competition in procurement markets can go a long way to ensure best value for money for governments and their citizens. Public procurement is also an important locus for efforts to promote good governance, as an essential ingredient of sustainable development. The GPA has an important contribution to make with respect to both these aspects. The progress achieved in this area over the past year is, therefore, an important element of the Organization's overall contribution to trade and development, and one that is increasingly recognized by policymakers.

IV. AID FOR TRADE

142. Since the Second Global Review of Aid for Trade held in July 2009, significant progress has been made in the implementation of the Aid-for-Trade (AfT) initiative. Cooperation of all stakeholders (partner countries, donors, regional development banks, regional economic communities and international organizations) is ensuring that developing countries' AfT needs and priorities are being identified and that progress is being made in further integrating trade into national and regional development strategies.

143. An Aid-for-Trade Work Programme for 2010-2011 has been developed which focuses around five main areas: resource mobilization; mainstreaming; implementation (with a particular focus on the regional dimension); monitoring and evaluation; and engaging the private sector. The aim of the Work Programme, which is complemented by a roadmap setting out activities for its implementation, is to maintain the momentum generated in the AfT initiative since the Hong Kong Ministerial Conference in 2005. It sets out the groundwork in preparation for the Third Global Review of Aid for Trade, to be held in July 2011, where focus will be on the monitoring and evaluation of AfT and reporting on outcomes and impacts. Activities to support the implementation of the AfT Work Programme have been held in Africa and Asia and have included regions not previously profiled (e.g., West and Central Africa, and Central Asia).³⁰

144. The WTO and the OECD are continuing to collaborate on all aspects of the monitoring and evaluation pillar of the AfT agenda. A self-assessment questionnaire and a call for case stories have been launched as part of the preparations for the Third Global Review. The call for case stories is a new element of the AfT monitoring and evaluation framework and is intended to facilitate the building of a body of evidence-based knowledge on what is and what is not working. An analysis of the responses to the self-assessment questionnaire and case stories will form an integral part of the next joint OECD-WTO "Aid for Trade at a Glance" publication which will be prepared for the Third Global Review. Training events are being organized in Africa, Asia, Latin America, the Caribbean, and the Pacific to assist developing countries in their preparation of the self assessment questionnaires and to support them as they prepare their case stories for the Third Global Review.

145. Mobilization of resources for AfT has continued to be successful. In 2006 and 2007, AfT grew by 10% in real terms. In 2008, AfT commitments had reached US\$41.7 billion, a 35% increase in real terms from 2007, and a 62% increase from the 2002-2005 baseline. AfT now accounts for 37% of sector allocable Official Development Assistance (ODA).

V. TRADE FINANCING

146. Last year's report highlighted the sharp contraction experienced in 2009 with respect to the availability of trade finance in global markets. In the first half of the year, severe shortages of trade finance facilities had been experienced internationally, leading G20 Leaders to agree at the London Summit to mobilize US\$250 billion in additional short-term trade finance and guarantees to support trade during this period. In the fall of 2009, it was felt that the outlook for global trade finance had improved, in part due to improvements in overall financial markets and partly due to a recovery of trade. The support provided under the G20 package had also contributed to the general restoration of confidence, as large traders had been able to mobilize their export credit agencies and risk-sharing mechanisms enhanced by international financial institutions. Noting that there were concerns that the full impact of the package had not been felt by smaller exporters from Central America, Africa, Eastern Europe, and generally in low-income countries, the Director-General had asked to ensure that the G20 package be focused on the end-users that needed it the most and committed to keep the situation under close watch.

³⁰ See WT/COMTD/AFT/W/16/Add.2.

147. The market situation observed in the course of 2010 confirmed the outlook made at the end of 2009. Thanks to the global recovery of trade flows and finance, the trade finance environment has been improving continuously during the year, with falling prices and fast growing volumes of transactions. However, recovery remained somewhat uneven across countries. The recovery in market conditions was mainly driven by the main trading routes, e.g. within North America, Europe, Asia, and between Asia and the rest of the World. In these areas, spreads had returned almost to pre-crisis levels, with a difference between traditional trade finance instruments (letters of credit), for which prices fell to very low levels on the "best" Asian risks, and so-called funded trade finance products (on-balance sheet, open-account transactions) for which higher prices reflected relatively a normal re-pricing of risk and liquidity.

148. On the other hand, traders at the "periphery", particularly low-income countries, remained subject to greater difficulties in accessing trade finance at affordable cost, particularly in import finance. Similar difficulties seemed to apply to small and medium sized enterprises in developed countries, which relied on small or medium-sized banks. This situation is explained by a banking environment in which capital had become scarcer and the selectivity of risks greater. In addition, new regulatory requirements aimed at securing financial transactions, including more stringent information to be provided on counterparty banks and traders in poorly (or non-) rated countries, were increasing the cost of doing business in these areas altogether, deterring banks and investors. As a result, the "lower end" of the trade finance market relied increasingly upon development bank risk mitigation instruments.

149. At the WTO Expert Group on Trade Finance meeting of 22 October 2010, the Asian Development Bank gave details about its focused support to counterparties in countries such as Pakistan, Bangladesh, Viet Nam, and Mongolia. The same applied to Latin America, where smaller central American countries were also receiving support, as well as in Central and Eastern Europe and in Africa. In the later continent, international banks were clearly pulling out of the continent, despite the African Development Bank's US\$1 billion commitment to support trade finance. There is a clear risk that in a retrenching global banking environment, a substantial number of countries be increasingly left out of mainstream trade finance markets and can not benefit fully from the recovery of global trade as a result of lack of private finance. The WTO and other sister agencies will continue to draw attention to this problem. A reflection at the multilateral level, including within the WTO Membership, was needed to find the most appropriate ways to address such obstacles.

VI. GOVERNMENT SUPPORT MEASURES

150. Governments continue to provide economic and financial support measures, mainly to help specific sectors heavily affected by the global crisis. Factual information on the country-specific measures implemented between November 2009 and mid-October 2010 is given in Annex 2. Government support measures remained broadly the same as in the previous period reviewed, and lower than during the period immediately following the outbreak of the global financial crisis (87 verified government support measures were reported for this period compared with 126 in the last period). A large number of the cases reported involve the prolongation of existing measures (mostly related to state aid programmes) rather than new actions. State aid granted by EU Member States represents the majority of the reported measures.³¹

151. Support programmes during this period took mainly the form of additional state aid measures, export support (export credit insurance and guarantees) and temporary direct grants to certain companies. Government support mainly benefited the agriculture sector, but some aid programmes

³¹ This may be because it is more difficult to obtain country-specific information on this type of measures (than for traditional trade and trade-related measures) for other countries, and that the information on approvals of EU state aid is readily available online.

were also available to other sectors such as transport, aluminium production, chemicals, shipbuilding, and cars. Most stimulus packages include specific measures in favour of SMEs.

152. As noted above, it has been agreed that the Trade Policy Review Body will hold a Special Session in the spring of 2011 to examine the trade effects of these measures.

VII. TRANSPARENCY AND NOTIFICATIONS

153. This report to the Trade Policy Review Body, presented under Paragraph G of the TPRM mandate, and the regular trade monitoring reports by the Director-General, were prepared on the basis of information provided by Members and Observer Governments to the WTO Secretariat on their trade and trade-related measures. Providing greater transparency in, and understanding of, the trade policies and practices of Members is central to meeting the purpose of the TPRM and allowing Members to monitor significant policy issues affecting the multilateral trading system.

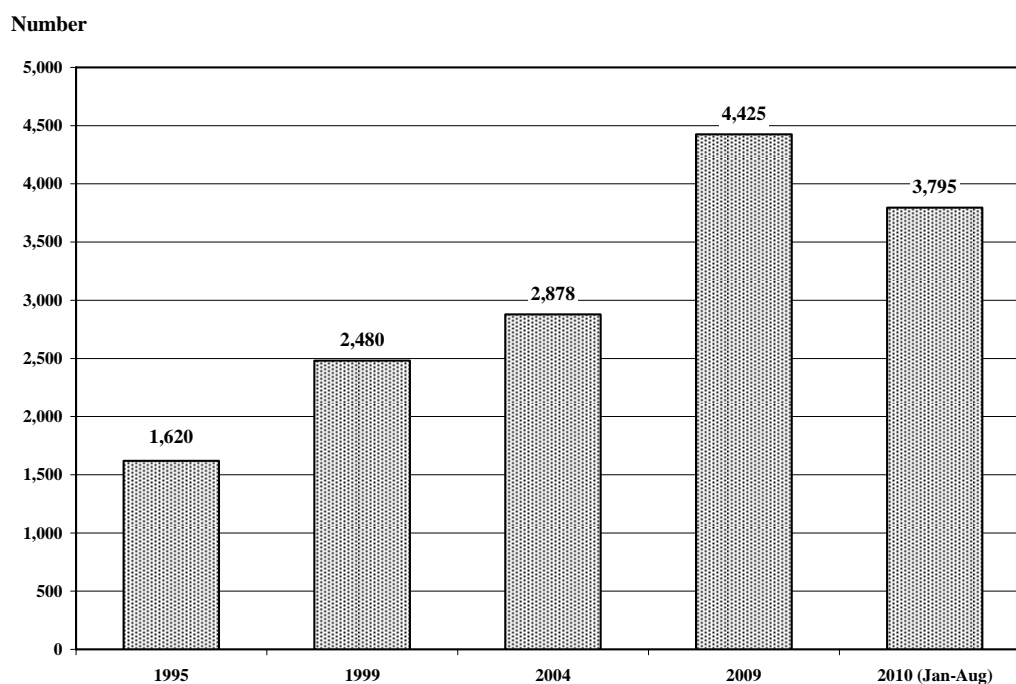
154. More detailed monitoring of specific trade measures is carried out under each of the WTO Agreements. WTO Councils and Committees have consulted Members on ways to improve the timeliness and completeness of notifications and other information flows on trade measures. As a result, an intensive work programme continues wherever this is needed. In some cases, progress was made with a view to enhance notification procedures, either by making them more structured or by introducing more user-friendly reporting mechanisms, in particular using the new technologies.

155. Overall, Members recognize the need to improve timely compliance with their notification obligations, the importance of enhancing institutional capacity to analyse notified information, and to improve access to information flows on trade measures. Members also recognize the constraints facing many developing and developed countries, ranging from shortage in human resources to internal coordination challenges. Efforts are being made by the WTO Secretariat to help improve Members' compliance, in particular through technical assistance. A Central Registry of Notifications in the WTO Secretariat records all notifications received, issues calls and reminders, and provides information on the content of notifications.³² The total number of notifications has significantly increased over the years (Chart 25).

156. The **Council for Trade in Services** is aware of the importance of complying with the notification obligations under the GATS and has continued discussing the matter, initiated by a written submission by the Swiss delegation. At the Council's request, the Secretariat updated the statistical account, prepared in early 2009, of notifications submitted under relevant GATS provisions. The update shows in particular that notifications pursuant to Article III:3, concerning new measures that "significantly affect" trade in sectors covered by specific commitments, had increased considerably, from 35 in 2008 to 47 in 2009. However, two-thirds of the latter notifications were submitted by three Members only. At the Council meeting of 30 September 2010, the Swiss delegation indicated its intention to create an informal group of Members to exchange experiences with notification obligations.

³² A number of other databases based on notifications are also maintained in the Secretariat which are publicly accessible and cover areas such as tariffs, SPS, TBT, and RTAs.

Chart 25
Number of notifications received , 1995-2010



Source: WTO's Central Registry of Notifications.

157. In 2010, the **Committee on Agriculture** has continued to focus on transparency as well as timeliness and completeness of notifications. Based on suggestions from Members, specific action plans for the Committee and for the Secretariat were established. For example, the Committee decided to issue compilations of questions and written responses in the context of the Review Process as restricted documents, rather than informal room documents. Members engaged in informal consultations on "best practices" in preparing and reviewing notifications.³³ Building on the success of the Member-wide Workshop on Agriculture Notifications held in September 2009, the Secretariat stepped up its efforts on technical assistance and created a range of new learning tools. A new *Handbook on Notification Requirements* was designed; a self-learning module was launched on the public WTO website; and Geneva-based workshops focussing on the preparation of notifications were introduced in the Technical Cooperation's Biennial Plan for 2010-2011. Such events are now held on the sidelines of each regular meeting of the Committee.³⁴ Furthermore, the funding of two notification-related IT projects was approved by the WTO: an electronic archiving system (database) to document the Review Process since 1995; and the on-line submission of notifications. The actions implemented by the Committee and the Secretariat have borne fruit: the heightened awareness of transparency matters has helped to bridge the gap relating to the earlier years of the implementation period, i.e. 1995-2004. In November 2010, 51 Members (41% of the Membership) were in full compliance with their notification obligations for the 1995-2004 implementation period, compared with 41 in November 2009 (33%). In conclusion, when *regular* annual notification obligations are considered, as opposed to *ad hoc* submissions, a total of 343 requirements were met in 2010.

³³ An annotated document summarizing the substantive aspects of those discussions was issued as G/AG/W/73/Rev.2.

³⁴ English- and Spanish-speaking workshops were held in September and November 2010, respectively; French-speaking workshop will be held in March 2011.

158. Members of the **Committee on Customs Valuation** found that notification compliance was not satisfactory, and that the mechanism could be improved. To date, 85 Members have notified their national legislation on customs valuation (counting the EU as one). In addition, only 54 Members have notified their responses to the Checklist of Issues, although this is a requirement under the Agreement. With respect to the Decision on Interest Charges and Valuation of Carrier Media Bearing Software, only 38 Members have notified the date from which they are applying the Decision.

159. Members of the Committee on Customs Valuation which monitors the Agreement on Preshipment Inspection (PSI), feel that notification is satisfactory. This is essentially because notification should be made only when a Member uses PSI or has legislation relating to PSI. Members that have not notified are presumed to not have such legislation.

160. The number of notifications received in the **Committee on Import Licensing** has improved during the last four years; nevertheless, compliance with notification obligations is still felt to be not satisfactory. The Chair and the Central Registry of Notifications (CRN) send reminders twice a year, recalling Members of their transparency obligations. In July 2010, the Chair sent reminders to all Members highlighting the date of the last notification received from their authorities, responses to the Annual Questionnaire, and inviting them to review the status of their notifications in general and update them wherever necessary. An internal database allows the Secretariat to process information contained in the three different types of notifications under the Agreement and to issue reports on the different licensing regimes, product coverage, types of licence, purpose, and pertinent legislation.

161. The Committee on Import Licensing continued to explore ways and means to improve Members' transparency obligations under the Agreement. Several Members submitted for the first time since their accession to the WTO, notifications under Articles 5 and 7.3. The Chair engaged in a process of informal consultations with various delegations from a large geographical range which allowed the identification of difficulties encountered by some Members when notifying. Informal discussions have also taken place and some ideas and suggestions presented by some Members have since been put into practice. The Committee will continue to explore other means to improve transparency in light of the ideas presented at the informal discussions, such as the possible adoption of electronic formats that will help and guide Members to notify under two out of the three types of notifications.

162. During 2010, the Committee on **Market Access** has been examining the subject of improving the timeliness and completeness of notifications in relation to the Decision on Notification Procedures for Quantitative Restrictions. Several consultations were conducted during the year and it would appear that Members are of the view that the process can be improved in order to enhance compliance levels. In this connection, the question of what quantitative restrictions are to be notified is a key point. The Committee will address this issue in the coming months as well as look at other questions such as the circulation of QR notifications, review in the Committee of such notifications and the updating of the QR database to take account of technological developments and to make it more user-friendly.

163. Regarding the Decision on Reverse Notification of Non-Tariff Measures, the Committee had agreed last year that "...six months before a review of these notifications was supposed to take place (which was every two years at the same time as the review of quantitative restrictions), the Chairman was to send a letter out to Members drawing their attention to the fact there that was a venue for such types of notification and that the Committee would be assessing such notifications at its meeting which was to take place in six months". Such a letter was sent out on 23 November 2009 in anticipation of a review which was to take place at a spring 2010 meeting of the Committee. However, no new notification was submitted. So the situation remained the same (only one Member made a notification pursuant to this decision).

164. The **TBT Committee** regularly reviews the implementation of the Agreement's provisions related to transparency. The outcome of the review process has been a series of decisions that enhance transparency in terms of practical recommendations to Members. Most recently, in November 2009, the Committee concluded its Fifth Triennial Review which contains a set of recommendations for enhancing notification procedures.³⁵ The Committee also regularly reviews specific trade concerns.

165. The **Committee on Subsidies and Countervailing Measures** adopted at its meeting on 20 October 2009 new standard formats for the notification of semi-annual reports of countervailing actions and the minimum information to be provided in the notifications of preliminary or final countervailing actions. At the same meeting, the Committee also adopted a one-time notification format for Members that do not have an investigating authority for countervailing duty investigations, which have not taken such measures and which are unlikely to resort to such measures in the foreseeable future. Further, in view of the significantly low level of compliance with the obligation to notify subsidies, the Chairmen of the Committee sent reminder letters, once in Spring 2009 and then in Spring 2010, to those Members that had not yet notified their subsidies. Finally, the Committee added a new annex to its 2009 annual report showing the time period covered by the last subsidy notification submitted by each Member. This table was maintained in the 2010 annual report.

166. The **Committee on Anti-Dumping Practices** adopted in October 2008 a new revised format for semi-annual reports and the Secretariat was asked to send frequent reminders prior to set deadlines.³⁶ At its meeting on 21 October 2009, the Committee adopted three decisions to enhance transparency and streamline the reporting process. They include a one-time notification format to assist those long-standing non-notifying Members that do not have an investigating authority and that have never taken any anti-dumping actions (the Secretariat was asked to provide the necessary technical assistance)³⁷; a decision on electronic submission of all notifications submitted to the Committee³⁸; and the introduction of an additional paragraph to the minimum information format, which Members use to notify their *ad hoc* preliminary and final actions, to encourage them to attach, in an electronic form, publicly available document(s) containing the relevant decision(s) made by the competent authority.

167. At its meeting on 19 October 2009, the **Committee on Safeguards** approved several new and improved notification formats, which will greatly increase transparency in safeguard actions. Immediately after the new formats became operational, Members have started to make notifications using those new formats. Since the vast majority of notifications made to the Committee on Safeguards is *ad hoc*, individual safeguard actions, clearer notification has had a direct effect on increased transparency. This was all the more useful given the fact that the first half of 2010 was a particularly busy period in terms of safeguard actions.

168. Improving the timeliness and completeness of notifications and other information flows has been on the agenda of each meeting of the **Council for TRIPS** since June 2009. In October 2009, the Secretariat introduced a background note on "Timeliness and Completeness of Notifications and Other Information Flows" (IP/C/W/543) that it had prepared at the Council's request. It summarizes the relevant procedures, provides information on the use of these procedures by Members. It also contained some indications on how the Secretariat planned to improve the usefulness and easy

³⁵ G/TBT/26, Section D.

³⁶ Members have been submitting their semi-annual reports pursuant to the new revised format. The Secretariat has provided the necessary technical assistance to Members to help them submit their notifications in accordance with the new format.

³⁷ The Secretariat has provided the technical assistance to countries falling within this category and remains in close contact with those Members that have not yet provided the said notification. Notifications submitted by Members in this respect could be found in document series G/ADP/N/193.

³⁸ A subject box specific automated reply was activated by CRN which would encourage more Members to submit their notifications in an electronic form.

availability of this information. As regards the use of the procedures by Members, the note pointed out that the overall status of initial notifications of laws and regulations by developed and developing country Members could be considered as fairly good, but the situation with the notification of subsequent amendments was much more uneven.

169. At subsequent meetings, the Secretariat informed the Council on further enhancements to its services improving the transparency and user-friendliness of the notification system, including (i) the launch of the TRIPS transparency toolkit webpage, jointly prepared by the Media and IP Divisions; it provides a single access point to various notifications and other reports from Members, as well to related formats, guidelines and background materials, clarification of preferred formats for submission of texts; (ii) clarification of preferred formats for submission of notifications and other texts; and (iii) creation of the WIPO-WTO Common Portal as an alternative electronic means of submitting text of IP laws and regulations to the two Organizations. As to further improvements, the Secretariat has indicated that next its focus will be to make fuller use of electronic means and reduce the use of paper in line with the Paperless Secretariat Initiative.

170. Given the important role of cooperation with WIPO in the administration of notifications, a representative of WIPO has twice briefed the Council on its related activities, including on the WIPO-WTO Common Portal. WIPO has recently launched WIPO GOLD, a new on-line resource which provides a one-stop gateway to its global collections of searchable IP data, and replaced its CLEA database of IP laws and regulations with IP Lex, which is now accessible through WIPO GOLD.

171. An increasing number of Members have recently updated their earlier notifications; this had been done both through the traditional channels as well as by using the WIPO-WTO Common Portal that was recently launched. The Council has agreed to revert to this agenda item at its next meeting so as to provide Members a further opportunity to share any comments they might have on the matter, and also to allow the Secretariat to inform the Council of any further enhancements to its services.

172. There has been significant improvement in the notification of **RTAs** since the establishment of the Transparency Mechanism in great part due to a simplification of the various notification formats. The WTO Secretariat has also taken a more active role in monitoring and reminding Members about their notification obligations. In October 2009, responding to a request by the Chairman of the General Council, the Chairman of the CRTA contacted certain Members that are parties to RTAs currently in force but not yet notified, seeking details on when these agreements were to be notified. As a result of the fax and subsequent follow up by the Secretariat, 10 out of 45 agreements that are currently in force have been notified. Some of the agreements concern "partial scope" agreements with relatively low coverage, and the Members concerned are currently discussing whether to notify these agreements to the Secretariat as well. The Secretariat continues to pursue the outstanding notifications.

173. Since the creation of the **Integrated Data Base (IDB)**, the notifications received by the WTO Secretariat were, for the majority of Members, neither timely, i.e. within the proscribed deadlines, nor comprehensive. Only 23 Members have complete submissions in the IDB since 1996 and very few Members comply consistently with the IDB submission deadlines. To address this situation, the WTO Secretariat proposed to Members a new framework to enhance IDB notifications compliance which was adopted by the Committee on Market Access on 13 July 2009.³⁹ This decision gave the Secretariat more flexibility to collect data from official national, regional or international sources under certain circumstances; this resulted in a significant improvement of the coverage of the IDB. As of September 2010, for 62% of Members the requested IDB tariff information and for 69% of Members the requested IDB import information is available in the IDB compared to 54% and 59%, respectively, at the same time in 2009. Since the adoption of the framework the Secretariat contacted 40 Members with significant gaps in their IDB submissions and included 130 tariff or import

³⁹ WTO document G/MA/239 of 4 September 2009.

information periods in the IDB. The Secretariat will intensify its efforts to encourage Members to make comprehensive and timely IDB notifications, including through active collaboration with regional and other international organizations involved in similar data collection activities.

174. It is important to keep in mind the need for a coherent approach across all WTO Councils and Committees, as well as the TPRB, so that results in each area can be incorporated into an enhanced transparency and trade-information system that covers all areas of WTO rules, all sectors of trade, and all WTO Members. The Secretariat is working to ensure that better use is made of common formats that are compatible with modern electronic means for handling, storing and disseminating data.

ANNEX 1

Trade and Trade-Related Measures¹
(November 2009 - Mid-October 2010)

VERIFIED INFORMATION

Country/ Member State	Measure	Source/Date	Status
Argentina	Initiation on 2 November 2009 of anti-dumping investigation on imports of electrical ignition or starting equipment of a kind used for spark-ignition or compression-ignition internal combustion engines (for example, ignition magnetos, magneto-dynamos, ignition coils, sparking plugs and glow plugs, starter motors), generators (NCM 8511.30.20; 8511.80.30; 8511.80.90; 9032.89.11) from China.	WTO Documents G/ADP/N/195/ARG of 22 February 2010 and WT/TPR/OV/W/3 of 14 June 2010.	
Argentina	Initiation on 3 November 2009 of anti-dumping investigation on imports of certain oil country tubular goods (NCM 7304.29; 7306.29) from China.	WTO Documents G/ADP/N/195/ARG of 22 February 2010 and WT/TPR/OV/W/3 of 14 June 2010.	
Argentina	Introduction of non-automatic import licensing requirements, covering products such as textile fabrics, autoparts, electrical machinery and equipments, vehicles, parts and accessories of motor vehicles, articles of apparel and clothing accessories, chemicals, and paper (NCM Chapters 28; 48; 51; 52; 54; 55; 59; 60; 61; 62; 63; 65; 68; 73; 82; 84; 85; 87; 94; 96).	WTO Documents G/LIC/N/2/ARG/23 of 27 November 2009 and WT/TPR/OV/W/3 of 14 June 2010.	
Argentina	Introduction of "criterion values" (valores criterio de carácter precautorio) for imports of a number of products such as fungicides (NCM 3808.92); electro-mechanical domestic appliances (NCM 8509.40); electrical ignition or starting equipment (NCM 8511.80); optical media (CDs) (NCM 8523.40); and automatic regulating or controlling instruments and apparatus (NCM 9032.89) from certain specified origins.	Resoluciones Generales AFIP Nos. 2699/2009, 2700/2009 and 2701/2009 (4 November 2009) and WTO Document WT/TPR/OV/W/3 of 14 June 2010.	
Argentina	Increase of the value-added tax (from 10.5% to 21%) for information technology products (NCM 8415; 8418; 8516; 8517; 8518; 8519; 8521; 8527; 8528), as well as of the product coverage for the application of the excise tax (17%). Products manufactured or assembled in the Tierra del Fuego free zone are exempted.	Ley 26.539 (20 November 2009) and WTO Document WT/TPR/OV/W/3 of 14 June 2010.	
Argentina	Initiation on 2 December 2009 of anti-dumping investigation on imports of table, floor, wall, window, ceiling or roof fans, with a self-contained electric motor (NCM 8414.51; 8414.59) from China.	WTO Document G/ADP/N/195/ARG of 22 February 2010.	
Argentina	Initiation on 18 December 2009 of anti-dumping investigation on imports of new pneumatic tyres, of rubber (NCM 4011.10.00; 4011.20.90; 4011.61.00; 4011.92.10; 4011.92.90) from China.	WTO Document G/ADP/N/195/ARG/Rev.1 of 23 April 2010.	

Annex 1 (cont'd)

¹ The inclusion of any measure in this table implies no judgement by the WTO Secretariat on whether or not such measure, or its intent, is protectionist in nature. Moreover, nothing in the table implies any judgement, either direct or indirect, on the consistency of any measure referred to with the provisions of any WTO agreement or such measure's impact on, or relationship with, the global financial crisis.

Country/ Member State	Measure	Source/Date	Status
Argentina	New customs regulation (aduanas especializadas en el despacho de determinadas mercaderías de importación para consumo) amending the list of entry points (selected seaports and airports) for certain products such as carbonates; tableware and kitchenware; articles of leather; textiles and apparel; footwear; ceramic products; glassware; imitation jewellery; articles of iron or steel; articles of base metal; machinery and mechanical appliances; electrical machinery and equipment; vehicles and parts and accessories; clocks and watches; lamps; toys; and manufactured articles (NCM Chapters 28; 39; 42; 50 to 64; 69; 70; 71; 73; 82; 83; 84; 85; 87; 90; 94; 95; 96).	Resolución No. 3/2010 DGA (29 January 2010) and WTO Document WT/TPR/OV/W/3 of 14 June 2010.	
Argentina	Initiation on 11 February 2010 of anti-dumping investigation on imports of polypropylene filament yarn (NCM 5402.48.00; 5402.59.00) from Brazil.	WTO Documents G/ADP/N/202/ARG of 9 August 2010 and WT/TPR/OV/W/3 of 14 June 2010.	
Argentina	Initiation on 13 February 2010 of anti-dumping investigation on imports of air conditioning machines (NCM 8415.10.11; 8415.83.00; 8418.69.40) from Korea, Malaysia, Thailand, and Viet Nam.	WTO Documents G/ADP/N/202/ARG of 9 August 2010 and WT/TPR/OV/W/3 of 14 June 2010.	
Argentina	Initiation on 2 March 2010 of anti-dumping investigation on imports of men's or boy's suits, blazers and jackets (NCM 6203.11; 6203.12; 6203.19; 6203.22; 6203.23; 6203.29.10; 6203.29.90; 6203.31; 6203.32; 6203.33; 6203.39) from China.	WTO Documents G/ADP/N/202/ARG of 9 August 2010 and WT/TPR/OV/W/3 of 14 June 2010.	
Argentina	Initiation on 2 March 2010 of anti-dumping investigation on imports of steel straight slaw blades, for working metals (NCM 8202.91.00; 8202.99.90) from China.	WTO Documents G/ADP/N/202/ARG of 9 August 2010 and WT/TPR/OV/W/3 of 14 June 2010.	
Argentina	Update of the list of "criterion values" (valores criterio de carácter precautorio) for imports of a number of products such as baby carriages and parts (NCM 8715.00); flywheels and pulleys, including pulley blocks (NCM 8483.50.90); automatic circuit breakers (NCM 8536.20.00); other knitted or crocheted fabrics of synthetic fibres dyed or printed (NCM 6006.42.00; 6006.44.00); stemware drinking glasses, other than of glass-ceramics (NCM 7013.28.00); other drinking glasses, other than of glass-ceramics (NCM 7013.37.00); and benzoyl peroxide (NCM 2916.32.10) from certain specified origins.	Resoluciones Generales AFIP Nos. 2720/2009, 2730/2009, 2777/2010, 2778/2010, 2779/2010, 2780/2010, 2781/2010, 2783/2010 and 2785/2010 (various dates from November 2009 to March 2010) and WTO Document WT/TPR/OV/W/3 of 14 June 2010.	
Argentina	Adjustment of "criterion values" (valores referenciales de exportación de carácter precautorio) for exports of a number of products such as natural honey (NCM 0409.00.00); fresh grapes (NCM 0806.10.00); copper and articles thereof (NCM 74); and fresh apples, pears and quinces (NCM 0808.10.00; 0808.20.10) for certain specified destinations.	Resoluciones Generales AFIP Nos. 2786/2010, 2787/2010, 2788/2010, and 2790/2010 (26 February 2010) and WTO Document WT/TPR/OV/W/3 of 14 June 2010.	

Country/ Member State	Measure	Source/Date	Status
Argentina	Temporary export ban on ferrous waste and scrap, remelting scrap ingots of iron or steel (NCM 7204.10.00; 7204.21.00; 7204.29.00; 7204.30.00; 7204.41.00; 7204.49.00; 7204.50.00) until 9 July 2010.	WTO Document WT/TPR/OV/W/3 of 14 June 2010.	The export ban was extended until 5 July 2011.
Argentina	Termination on 8 July 2010 of anti-dumping duty on imports of voile (NCM 5407.61.00; 5407.69.00) from Brazil (imposed on 8 September 2009).	WTO Document G/ADP/N/188/ARG of 7 October 2009 and Resolución No. 9/2010 Comercio Exterior - Ministerio de Industria (8 July 2010).	
Argentina	Update of the list of "criterion values" (valores criterio de carácter precautorio) introduced over the period June-August 2010 for imports of a number of products such as blank CD/DVDs (NCM 8523.40.11); auto accessories (NCM 8708.99.90); glasses (NCM 9003.11.00; 9003.19.10; 9003.19.90; 9004.90.10); bags (NCM 4202.92.00; 4202.99.00); polyester yarn (NCM 5509.21.00; 5509.22.00); copper pipes (NCM 7411.10.10; 7411.21.10); chlorodifluoromethane (NCM 2903.49.11); and yarn (NCM 5402.45.20) from certain specified origins.	Resoluciones Generales AFIP Nos. 2871/2010, 2872/2010, 2874/2010, 2891/2010, 2893/2010, 2895/2010, and 2899/2010 (various dates).	
Argentina, Brazil, Paraguay and Uruguay (Mercosur)	Temporary increase of the Mercosur Common Tariff (to 28%) for 11 tariff lines (dairy products: NCM 0402.10; 0402.21; 0402.29; 0402.99; 0404.10; 0406.10; 0406.90), as from 31 January 2010 until 31 December 2011. Paraguay and Uruguay given a waiver on this measure.	Decisión No. 25/09 del Consejo del Mercado Común (7 December 2009) and WTO Document WT/TPR/OV/W/3 of 14 June 2010.	
Argentina, Brazil, Paraguay and Uruguay (Mercosur)	Temporary increase of the Mercosur Common Tariff (to 18% and 26%) for 157 tariff lines (textiles and textile articles: NCM 5004; 5005; 5006; 5106; 5107; 5108; 5109; 5110; 5204; 5205; 5206; 5207; 5306; 5307; 5308; 5401; 5402; 5403; 5404; 5405; 5502; 5508; 5509; 5510; 5911). Paraguay and Uruguay given a waiver on this measure.	Decisión No. 26/09 del Consejo del Mercado Común (7 December 2009) and WTO Document WT/TPR/OV/W/3 of 14 June 2010.	
Argentina, Brazil, Paraguay and Uruguay (Mercosur)	Temporary increase of the Mercosur Common Tariff (to 35%) for 3 tariff lines (articles of leather: NCM 4202.22.10; 4202.22.20; 4202.92.00). Paraguay and Uruguay given a waiver on this measure.	Decisión No. 27/09 del Consejo del Mercado Común (7 December 2009) and WTO Document WT/TPR/OV/W/3 of 14 June 2010.	
Argentina, Brazil, Paraguay and Uruguay (Mercosur)	Establishment of a new common Custom Code with guidelines on the elimination of double taxation of imports from non-Mercosur countries that are unloaded in one Mercosur member and forwarded to another.	Decisiones Nos. 10/10 and 27/10 del Consejo del Mercado Común (2 August 2010).	
Argentina, Brazil, Paraguay and Uruguay (Mercosur)	Trade facilitation measure with the establishment of a Common Customs Document "Documento Único Aduanero del Mercosur (DUAM)".	Decisión No. 17/10 del Consejo del Mercado Común (2 August 2010).	
Australia	Termination on 25 November 2009 of anti-dumping investigation on imports of linear low density polyethylene (HS 3901.10; 3901.90) from Canada and the United States (initiated on 28 May 2009).	WTO Document WT/TPR/OV/W/3 of 14 June 2010.	
Australia	Reduction of applied tariffs on passenger motor vehicles and parts (from 10% down to 5%) (HS Chapters 39; 40; 68; 70; 73; 83; 84; 85; 87; 90; 94; 96), as from 1 January 2010.	WTO Document WT/TPR/OV/W/3 of 14 June 2010.	

Country/ Member State	Measure	Source/Date	Status
Australia	Consumer price index adjustment for the calculation of new rates of customs duties for certain products such as alcoholic beverages (HS 2203; 2204; 2205; 2206; 2207; 2208) and tobacco products (HS 2401; 2402; 2403) resulting in increase of the customs and excise duties, as from 1 February 2010.	Australian Customs Notice No. 2010/05 (2 February 2010) and WTO Document WT/TPR/OV/W/3 of 14 June 2010.	
Australia	Gradual reduction of applied tariffs on textiles, clothing, and footwear products until 2015 (for items with a rate of 17.5% down to 10%; and for items with rates of 10% or 7.5% to 5%) (HS Chapters 30; 38; 39; 40; 42; 43; 50; 51; 52; 54; 55; 56; 57; 58; 59; 60; 61; 62; 63; 64; 65; 90; 94).	WTO Document WT/TPR/OV/W/3 of 14 June 2010.	
Australia	Termination on 12 January 2010 (following a reinvestigation) of anti-dumping duties on imports of toilet paper (HS 4818.10) from China and Indonesia (reinvestigation initiated on 30 June 2009).	WTO Documents G/ADP/N/202/AUS of 7 September 2010 and WT/TPR/OV/W/3 of 14 June 2010.	
Australia	Termination on 16 February 2010 of anti-dumping duties on imports of certain silicon (HS 2804.69) from China (imposed on 17 February 2005).	WTO Documents G/ADP/N/202/AUS of 7 September 2010 and WT/TPR/OV/W/3 of 14 June 2010.	
Australia	Termination on 17 February 2010 (following a continuation inquiry) of anti-dumping duties on imports of hot dipped galvanised steel pipe (HS 7306.30) from Thailand (imposed on 18 February 2000).	WTO Documents G/ADP/N/202/AUS of 7 September 2010 and WT/TPR/OV/W/3 of 14 June 2010.	
Australia	Termination on 23 March 2010 of anti-dumping duties on imports of polyvinyl chloride homopolymer resin (HS 3904.10) from Hungary (no application for continuation received) and Korea (following a continuation inquiry) (duties imposed on 24 March 2000).	WTO Documents G/ADP/N/202/AUS of 7 September 2010 and WT/TPR/OV/W/3 of 14 June 2010.	
Australia	Initiation on 19 April 2010 of anti-dumping investigation on imports of clear float glass (CFG) in nominal thicknesses of 3 mm-12 mm (HS 7005.29.00) from China, Indonesia, and Thailand.	WTO Documents G/ADP/N/202/AUS of 7 September 2010 and WT/TPR/OV/W/3 of 14 June 2010.	
Australia	Increase of excise rates for imports of certain tobacco products (HS 2401.10.00; 2401.20.00; 2401.30.00; 2402.10.20; 2402.10.80; 2402.20.20; 2402.20.80; 2403.10.30; 2403.10.70; 2403.91.00; 2403.99.80), as from 30 April 2010.	Australian Customs Notice (No 1) 2010 (29 April 2010) and WTO Document WT/TPR/OV/W/3 of 14 June 2010.	
Australia	Initiation on 22 June 2010 of anti-dumping investigation on imports of "biodiesel" - fuel manufactured by chemically altering non-fossil origin feedstocks (including recycled materials from these sources) through a process of transesterification and/or esterification to form mono-alkyl esters - whether in pure form (B100) or in a blend with a biodiesel percentage in excess of 20% (B20) (HS 2710.11.80; 2710.19.80; 2710.91.80; 2710.99.80; 3824.90.20; 3824.90.30) from the United States.	WTO Document G/ADP/N/202/AUS of 7 September 2010.	

Country/ Member State	Measure	Source/Date	Status
Australia	Initiation on 22 June 2010 of countervailing investigation on imports of "biodiesel" - fuel manufactured by chemically altering non-fossil origin feedstocks (including recycled materials from these sources) through a process of transesterification and/or esterification to form mono-alkyl esters - whether in pure form (B100) or in a blend with a biodiesel percentage in excess of 20% (B20) (HS 2710.11.80; 2710.19.80; 2710.91.80; 2710.99.80; 3824.90.20; 3824.90.30) from the United States.	WTO Document G/SCM/N/212/AUS of 8 September 2010.	
Australia	Increase of excise rates (from \$A 0.02854/l to \$A 0.03556/l (US\$0.02798/l to US\$0.03486/l)) for imports of aviation fuel (HS 2710.11; 2710.19; 2710.99), as from 1 July 2010.	Australian Customs Notice No. 2010/29 (30 June 2010).	
Australia	Termination on 19 and 27 July 2010 (following a continuation inquiry) of anti-dumping duties on imports of linear low density polyethylene (HS 3901.10; 3901.90) from Indonesia (imposed on 27 July 2000).	WTO Document G/ADP/N/202/AUS of 7 September 2010 and Customs Dumping notice 2010/10.	
Australia	Initiation on 30 July 2010 of anti-dumping investigation on imports of linear-low density polyethylene (LLDPE), in various grades, in pelletised form, with a density of less than 0.94 g/cm ³ (HS 3901.10.00; 3901.90.00) from Canada, Korea, and the United States.	Permanent Delegation of Australia to the WTO (8 October 2010).	
Australia	Consumer price index adjustment for the calculation of new rates of customs duties for certain products such as alcoholic beverages (HS 2203; 2204; 2205; 2206; 2207; 2208) and tobacco products (HS 2401; 2402; 2403) resulting in increase of the customs and excise duties, as from 2 August 2010.	Australian Customs Notice No. 2010/38 (30 July 2010).	
Australia	Termination (without measure) on 4 August 2010 of anti-dumping investigation on imports of certain plywood sheeting, of conifer and non-conifer species, in various widths and grades ranging from high quality appearance structurally-certified grades with minimal imperfections, through to non-structural non-appearance grades to which no manufacturing standard applies (HS 4412.31.00; 4412.32.00; 4412.39.00) from Brazil, Chile, China, and Malaysia (initiated on 3 December 2009).	WTO Document G/ADP/N/202/AUS of 7 September 2010 and Permanent Delegation of Australia to the WTO (8 October 2010).	
Australia	Termination (without measure) on 23 August 2010 of anti-dumping investigation on imports of hollow structural sections (HS 7306.30; 7306.61; 7306.69) from China and Malaysia (initiated on 18 December 2008).	WTO Document G/ADP/N/202/AUS of 7 September 2010 and Permanent Delegation of Australia to the WTO (8 October 2010).	First terminated on 20 May 2009 for imports from Malaysia, and 6 June 2009 for imports from China, but investigation resumed on 31 August 2009, following an appeal to the Trade Measures Review Officer.
Australia	Termination (without measure) on 23 August 2010 of countervailing investigation on imports of hollow structural sections (HS 7306.30; 7306.61; 7306.69) from China (initiated on 18 December 2008).	WTO Document G/SCM/N/212/AUS of 8 September 2010 and Permanent Delegation of Australia to the WTO (8 October 2010).	First terminated on 6 June 2009, but investigation resumed on 31 August 2009, following an appeal to the Trade Measures Review Officer.

Country/ Member State	Measure	Source/Date	Status
Azerbaijan	Amendments to Decree No. 609 of 24 June 1997 implementing certain trade facilitation measures such as elimination of expertise, registration, bank guarantee, and letter of credit requirements for import-export of certain products (wild animals and plants, work of arts, chemicals, medicines, and medical products).	Permanent Delegation of Azerbaijan to the United Nations (8 October 2010).	
Bahrain, Kuwait, Oman, Qatar, Saudi Arabia (Gulf Cooperation Council)	Initiation on 7 November 2009 of safeguard investigation on imports of iron or non-alloy steel profiles (HS 7216.10; 7216.21; 7216.31; 7216.32; 7216.33; 7216.40; 7216.50).	The Cooperation Council for the Arab States of the Gulf Technical Secretariat of Anti-Dumping - Notice No. (2) for the year 2010 (31 May 2010).	
Bahrain, Kuwait, Oman, Qatar, Saudi Arabia (Gulf Cooperation Council)	Termination (without measure) on 9 May 2010 of safeguard investigation on imports of coated paper (HS 4805) (initiated on 7 November 2009).	The Cooperation Council for the Arab States of the Gulf Technical Secretariat of Anti-Dumping - Notice No. (1) for the year 2010 (31 May 2010).	
Belarus	Initiation on 27 February 2010 of anti-dumping investigation on imports of amyloid treacle (HS 1702.30.99) from Ukraine.	Permanent Delegation of Belarus to the United Nations (11 October 2010).	
Belarus	Initiation on 8 April 2010 of anti-dumping investigation on imports of malt beer (HS 2203.00.09) from Ukraine.	Permanent Delegation of Belarus to the United Nations (11 October 2010).	
Belarus	Reduction of the number of fresh water fish and seafood products under import exclusive right requirements, as from 1 July 2010. Those State exclusive rights are maintained for certain fish and seafood products (HS 0303.79.11; 0303.79.19; 0304.19.19 to 0304.29.19; 0304.99.10; 0305; 1604; 1605).	Permanent Delegation of Belarus to the United Nations (11 October 2010).	
Belarus, Kazakhstan, Russian Federation	Adoption of a Common External Tariff (CET) consisting of 11,211 tariff lines, of which 9,242 are subject to <i>ad valorem</i> duties, 1,751 to compound duties and 218 to specific duties, in some cases resulting in country-specific decrease or increase of import tariffs.	Permanent Delegation of the Russian Federation (12 April 2010).	Effective 27 November 2009.
Belarus, Kazakhstan, Russian Federation	Introduction of specific import tariffs on transport vehicles (HS 8702; 8703; 8704) varying according to age and type, on top of <i>ad valorem</i> duties ranging from zero to 30% for items included in HS 8702, from zero to 35% for items included in HS 8703, and zero to 20% for items included in HS 8704.	Permanent Delegation of the Russian Federation (12 April 2010).	Effective 1 January 2010.
Belarus, Kazakhstan, Russian Federation	Increase of specific import tariffs (from €0.3/kg to €0.6/kg (US\$0.42/kg to US\$0.84/kg)) on top of import duty (15%) on certain types of processed cheese (HS 0406.30.10; 0406.30.31; 0406.30.39; 0406.30.90).	Permanent Delegation of the Russian Federation (20 October 2010).	Effective 2 May 2010.
Belarus, Kazakhstan, Russian Federation	Modification of import tariffs (from 15% but not less than €0.12/kg to €0.4/kg (US\$0.17/kg to US\$0.56/kg)) for palm oil in tare exceeding 200,000 kg net weight or below (HS 1511.10.90).	Permanent Delegation of the Russian Federation (11 October 2010).	Effective 3 July 2010.
Belarus, Kazakhstan, Russian Federation	Elimination of import tariffs on wood sheets for veneering of a thickness not exceeding 1 mm (HS 4408.39.31).	Permanent Delegation of the Russian Federation (11 October 2010).	Effective 3 July 2010.
Belarus, Kazakhstan, Russian Federation	Reduction of import tariffs (from 15% to 5%) on certain forms of safety glass (HS 7007.19.80).	Permanent Delegation of the Russian Federation (11 October 2010).	Effective 3 July 2010.

Country/ Member State	Measure	Source/Date	Status
Belarus, Kazakhstan, Russian Federation	Elimination of import tariffs on photosensitive semiconductor devices (HS 8541.40.90).	Permanent Delegation of the Russian Federation (11 October 2010).	Effective 3 July 2010.
Belarus, Kazakhstan, Russian Federation	Introduction of import tariffs (15%) on plastic parts for frames and mountings for spectacles, goggles or the like (HS 9003.90.00).	Permanent Delegation of the Russian Federation (11 October 2010).	Effective 29 July 2010.
Belarus, Kazakhstan, Russian Federation	Elimination of import tariffs on Tungsten (wolfram) waste and scrap (HS 8101.97.00).	Permanent Delegation of the Russian Federation (11 October 2010).	Effective 19 August 2010.
Belarus, Kazakhstan, Russian Federation	Elimination of import tariffs on cermets waste and scrap (HS 8113.00.40).	Permanent Delegation of the Russian Federation (11 October 2010).	Effective 19 August 2010.
Belarus, Kazakhstan, Russian Federation	Reduction of import tariffs (from 20% to 15%) on wines (HS 2204.29) imported in tare exceeding 227 litres.	Permanent Delegation of the Russian Federation (11 October 2010).	Effective 23 September 2010.
Belarus, Kazakhstan, Russian Federation	Increase of import tariffs (from 5% to 15%) on grape must (HS 2204.30.98).	Permanent Delegation of the Russian Federation (11 October 2010).	Effective 23 September 2010.
Belarus, Kazakhstan, Russian Federation	Increase of import tariffs (from 10% to 15%, but not less than €1/kg (US\$1.4/kg)) on plastic caps and capsule for bottles (HS 3923.50.10; 3923.50.90).	Permanent Delegation of the Russian Federation (11 October 2010).	Effective 23 September 2010.
Belarus, Kazakhstan, Russian Federation	Increase of specific import tariffs (from €6.9/unit to €20/unit (from US\$9.7/unit to US\$28/unit)) on top of the current import duty (20%) on retreaded tyres (HS 4012.11.00; 4012.20.00).	Permanent Delegation of the Russian Federation (11 October 2010).	Effective 23 September 2010.
Belarus, Kazakhstan, Russian Federation	Increase of import tariffs (from zero to 5%) on certain agricultural equipments (HS 8428.90.71; 8428.90.79; 8436.10.00).	Permanent Delegation of Belarus to the United Nations (19 October 2010).	Effective 16 October 2010.
Bolivia	Temporary authorization to import corn "maíz duro amarillo" (HS 1105.90.11) (quota of 60,000 tonnes) with a zero import tariff, under a new Food Security Policy.	Decreto Supremo No. 531 (3 June 2010).	Effective 3 June 2010 until 3 September 2010.
Bolivia	Temporary export prohibitions of sugar (HS 1701), as from 19 February 2010, under a new Food Security Policy.	Decretos Supremo Nos. 434 and 464 and WTO Document WT/TPR/OV/W/3 of 14 June 2010.	Lifted on 31 March 2010.
Bolivia	"Régimen temporal y excepcional para la exportación de azúcar" establishing a temporary export ban on sugar and sugar cane (HS 1212.99.10; 1701.11), and eliminating import tariffs on sugar (HS 1701) from 13 October 2010 until 31 March 2011, under a new Food Security Policy.	Decreto Supremo No. 671 (13 October 2010).	
Bolivia	Temporary export prohibition of corn (HS 1005.10.00; 1005.90.11; 1102.20.00; 1103.13.00; 1104.23.00), and sorghum (HS 1007.00.10; 1007.00.90), under a new Food Security Policy.	Decreto Supremo No. 435 and WTO Document WT/TPR/OV/W/3 of 14 June 2010.	Export prohibition on corn lifted on 6 May 2010.
Bolivia	Reduction of import tariffs (to 5%) for certain products such as home appliances, computers, memory cards, and computer screens.	Permanent Delegation of Bolivia to the WTO (1 November 2010).	Effective 30 September 2010.

Country/ Member State	Measure	Source/Date	Status
Brazil	Initiation on 4 November 2009 of anti-dumping investigation on imports of knitted or crocheted viscose fabrics (NCM 6004; 6006) from China.	WTO Documents G/ADP/N/195/BRA of 23 March 2010 and WT/TPR/OV/W/3 of 14 June 2010.	
Brazil	Initiation on 4 November 2009 of anti-dumping investigation on imports of hand tools "rebitadores manuais" (NCM 8205.59.00) from China.	WTO Documents G/ADP/N/195/BRA of 23 March 2010 and WT/TPR/OV/W/3 of 14 June 2010.	
Brazil	Termination (lapse of application period) on 7 November 2009 of anti-dumping duties on imports of ammonium nitrate (NCM 3102.30.00; 3105.51.00; 3105.59.00) from Russia and Ukraine.	WTO Documents G/ADP/N/195/BRA of 23 March 2010 and WT/TPR/OV/W/3 of 14 June 2010.	
Brazil	Termination (without measure) on 16 December 2009 of anti-dumping investigation on imports of polyethylene terephthalate resins (NCM 3907.60.00) from Argentina (initiated on 27 April 2009).	WTO Documents G/ADP/N/195/BRA of 23 March 2010 and WT/TPR/OV/W/3 of 14 June 2010.	
Brazil	Creation of new tariff lines, in some cases resulting in a decrease of import tariffs on products such as codfish (NCM 0305.30.10) (from 10% to zero), and electrical equipment (from 18% to zero), as from 1 January 2010.	Resolução No. 82 (15 December 2009) and WTO Document WT/TPR/OV/W/3 of 14 June 2010.	
Brazil	Reduction of import tariffs (from a range of 12-14% down to 2%) on 573 tariff lines such as capital goods, informatics, and telecommunication equipment.	CAMEX Resolutions Nos. 61 and 62 (28 October 2009); 77 and 78 (15 December 2009); 3 and 4 (4 February 2010) and WTO Document WT/TPR/OV/W/3 of 14 June 2010.	
Brazil	Initiation on 11 March 2010 of anti-dumping investigation on imports of salt "sal grosso" (NCM 2501.00.19) from Chile.	WTO Documents G/ADP/N/202/BRA of 6 September 2010 and WT/TPR/OV/W/3 of 14 June 2010.	
Brazil	Reduction of import tariffs (to 2%) on 6 tariff lines such as informatics, machinery and equipment (NCM 8419.50.90; 8471.70.12; 8537.20.90; 8541.30.29; 9030.40.90; 9030.82.10), until 31 December 2010.	CAMEX Resolution No. 17 (25 March 2010) and WTO Document WT/TPR/OV/W/3 of 14 June 2010.	
Brazil	Reduction of import tariffs (to 2%) on 163 capital goods tariff lines (NCM Chapters 84, 85, 86, 87, 89, 90, and 94), until 31 December 2010.	CAMEX Resolution No. 18 (25 March 2010) and WTO Document WT/TPR/OV/W/3 of 14 June 2010.	
Brazil	Extension until 31 December 2011, of the reduction of import tariffs (to 2%) for 232 tariff lines (informatics and telecommunication equipment, and capital goods) (NCM Chapters 73; 82; 84; 85; 87; 89; 90).	CAMEX Resolutions Nos. 26 and 27 (14 April 2010) and WTO Document WT/TPR/OV/W/3 of 14 June 2010.	
Brazil	Initiation on 12 March 2010 of anti-dumping investigation on imports of glassine and other glazed transparent or translucent papers (NCM 4806.40.00) from France, Hungary, and Italy.	WTO Documents G/ADP/N/202/BRA of 6 September 2010 and WT/TPR/OV/W/3 of 14 June 2010.	
Brazil	Reduction of import tariffs (to zero) on A(H1N1) vaccines (NCM 3002.20.11; 3002.20.21), for 12 months. (Included on its national list of exemptions to the Mercosur Common Tariff).	CAMEX Resolution No. 22 (23 April 2010) and WTO Document WT/TPR/OV/W/3 of 14 June 2010.	

Country/ Member State	Measure	Source/Date	Status
Brazil	Reduction of import tariffs (from 20% to zero) on ethyl alcohol (NCM 2207.10.00; 2207.20.10) until 31 December 2011. (Included on its national list of exemptions to the Mercosur Common Tariff).	CAMEX Resolution No. 21 (23 April 2010) and WTO Document WT/TPR/OV/W/3 of 14 June 2010.	
Brazil	Reduction of import tariffs (to 2%) on certain products such as palm kernel (quota 150,000 tonnes) (NCM 1513.29.10); backed refined copper (quota 450,000 units) (NCM 7410.21.10); electrodes (quota 10,000 tonnes) (NCM 8545.19.90), for 12 months.	CAMEX Resolution No. 25 (29 April 2010) and WTO Document WT/TPR/OV/W/3 of 14 June 2010.	
Brazil	Reduction of import tariffs (to 2%) on paper and paperboard in rolls (NCM 4810.13.90).	CAMEX Resolution No. 29 (14 May 2010) and WTO Document WT/TPR/OV/W/3 of 14 June 2010.	
Brazil	Amendments to the IPI value-added tax incentive scheme. IPI reductions for household appliances were eliminated from 31 January 2010. IPI increased (to 7%) for commercial vehicles; and (from 0 to 5%) for furniture and components from March and April 2010 respectively.	WTO Document WT/TPR/OV/W/3 of 14 June 2010.	
Brazil	New tax incentives (Integrated Drawback) for exporters (mainly agri-businesses); consisting in the elimination of the IPI value-added tax (5%), or the PIS/Cofins social contribution on the basis of the turnover (9.5%) on the purchase of inputs (local and imported) to be used in the manufacturing of export products. A similar scheme was already in place for machine parts, and equipment.	WTO Document WT/TPR/OV/W/3 of 14 June 2010.	Full IPI reduction was extended until June 2010 for capital goods; and until 31 December 2010 for construction material.
Brazil	Elimination of import tariffs and the IPI value-added tax (5%) for computers for public schools.	WTO Document WT/TPR/OV/W/3 of 14 June 2010.	
Brazil	Initiation on 1 June 2010 of anti-dumping investigation on imports of emulsion styrene-butadiene rubber "E-SBR 1502 and E-SBR 1712" (NCM 4002.19.19) from Korea.	WTO Document G/ADP/N/202/BRA of 6 September 2010.	
Brazil	Reduction of import tariffs (to 2%) on certain products such as electrodes (quota 10,000 tonnes) (NCM 8545.19.90), for 12 months.	CAMEX Resolutions No. 25 (29 April 2010) and 47 (24 June 2010).	Measure abolished 1 July 2010.
Brazil	Temporary reduction of import tariffs (to 2%) on 7 informatic and telecommunication tariff lines (NCM 8471.60.90; 8517.62.59.011; 8517.62.59.012; 8517.62.59.013; 8517.62.59.014; 8517.62.77; 8517.62.91), until 31 December 2011.	CAMEX Resolutions Nos. 35 (26 May 2010) and 45 (24 June 2010).	
Brazil	Reduction of import tariffs (to 2%) on 276 capital goods tariff lines (NCM Chapters 68; 82; 84; 85; 86; 89; 90; 94), until 31 December 2011.	CAMEX Resolutions Nos. 34 (26 May 2010) and 46 (24 June 2010).	
Brazil	Reduction of import tariffs (to 2%) for certain products such as paper and paper board (NCM 4810.13.90) (quota 4,500 tonnes); flat-rolled products of iron or non-alloy steel not clad, plated or coated (NCM 7208.51.00) (quota 800 tonnes); flat-rolled products of iron or non-alloy steel clad, plated or coated (NCM 7210.90.00) (quota 250 tonnes); and aluminium casks, drums cans, boxes and similar containers (NCM 7612.90.19) (quota 1,900 million units).	CAMEX Resolutions Nos. 39 (2 June 2010), 42 (17 June 2010), and 52 (28 July 2010).	

Country/ Member State	Measure	Source/Date	Status
Brazil	Creation of new tariff lines, in some cases resulting in a decrease of import tariffs on products such as methylcellulose (NCM 3912.39.10) (from 14% to 2%), and copper foil (NCM 7410.21.10) (from 12% to 4%), as from 1 July 2010.	CAMEX Resolution No. 39 (2 June 2010).	
Brazil	Inclusion of certain products on its national list of exemptions to the Mercosur Common Tariff, resulting in a decrease of import tariffs for frozen sardines (to 2%) (NCM 0303.71.00), terephthalic acid and its salts (to zero - quota 132,000 tonnes) (NCM 2917.36.00), and crane lorries (NCM 8705.10.10).	CAMEX Resolution No. 47 (24 June 2010).	
Brazil	Initiation on 7 July 2010 of anti-dumping investigation on imports of colourless flat glass, clear, produced by float process, with a thickness between 2 and 19 mm (NCM 7005.29.00) from China and Mexico.	Circular No. 27 Ministério do desenvolvimento, indústria e comércio exterior - Secretaria de comércio exterior (7 July 2010).	
Brazil	Initiation on 13 July 2010 of anti-dumping investigation on imports of N-Butanol (NCM 2905.13.00) from the United States.	Circular No. 28 Ministério do desenvolvimento, indústria e comércio exterior - Secretaria de comércio exterior (13 July 2010).	
Brazil	Initiation on 22 July 2010 of anti-dumping investigation on imports of toluene diisocyanate (TDI-80/20) (NCM 2929.10.21) from Argentina and the United States.	Circular No. 32 Ministério do desenvolvimento, indústria e comércio exterior - Secretaria de comércio exterior (22 July 2010).	
Brazil	Termination (without measure) on 5 August 2010 of anti-dumping investigation on imports of flasks of glass up to 20ml (NCM 7010.90.90) from India (initiated on 18 August 2009).	WTO Document G/ADP/N/195/BRA/Rev.1 of 31 March 2010 and Permanent Delegation of Brazil to the WTO (20 October 2010).	
Brazil	Temporary reduction of import tariffs (to 2%) on 10 informatic and telecommunication tariff lines (NCM 8541.40.32.002; 8541.40.32.003; 8541.40.32.004; 8543.70.99.028; 8543.70.99.066; 8543.70.99.067; 8543.70.99.068; 8543.70.99.069; 8543.70.99.070; 9030.40.90), until 30 June 2012.	Resolution CAMEX No. 54 (5 August 2010).	
Brazil	Reduction of import tariffs (to 2%) on 436 capital goods tariff lines (NCM Chapters 73; 82; 84; 85; 86; 87; 89; 90), until 3 June 2012.	CAMEX Resolution No. 53 (5 August 2010).	
Brazil	Initiation on 26 August 2010 of anti-dumping investigation on imports of flat-rolled products of iron or non-alloy steel, of a width of 600 mm or more, hot-rolled, not clad, plated or coated, of a thickness of 4.75 mm or more (NCM 7208.51.00; 7208.52.00) from the Democratic People's Republic of Korea, Korea, Mexico, Romania, Russia, Spain, Chinese Taipei, and Turkey.	Circular No. 37 Ministério do desenvolvimento, indústria e comércio exterior - Secretaria de comércio exterior (24 August 2010).	
Brazil	Temporary reduction of import tariffs (from 10% to zero) on cotton (quota 250,000 tonnes) (NCM 5201.00.20; 5201.00.90), for the period 1 October 2010 to 31 May 2011 (beneficiary textiles sector). (Included on its national list of exceptions of the Mercosur Common Tariff).	CAMEX Resolution No. 70 (14 September 2010).	
Brazil	Reduction of import tariffs (to 2%) on 116 auto part tariff lines (NCM Chapters 39, 40, 73, 76, 84, 85, 87, 90, 94).	CAMEX Resolution No. 71 (14 September 2010).	

Country/ Member State	Measure	Source/Date	Status
Canada	Trade facilitation measure liberalizing the conditions under which shipping containers (HS 9801.10.20) can temporarily be imported into Canada on a duty-free basis.	WTO Document WT/TPR/OV/W/3 of 14 June 2010.	Permanent measure effective as from 15 December 2009.
Canada	Suspension of import tariffs (25%) on certain products such as ferries (HS 8901.10), tankers (HS 8901.20), and cargo vessels (HS 8901.90).	Permanent Delegation of Canada to the WTO (8 October 2010).	Effective 1 January 2010.
Canada	Elimination of import tariffs on 1,541 tariff lines (manufacturing inputs, machinery and equipment). The majority of those items with a simple average MFN rate of 7.2%, became duty-free as of 5 March 2010 (1,100 tariff lines), with the remainder scheduled to be eliminated gradually, starting 5 March 2010 but by no later than 1 January 2015.	WTO Documents G/MA/W/101 of 19 April 2010 and WT/TPR/OV/W/3 of 14 June 2010.	Implemented permanently into law on 12 July 2010.
Canada	Initiation on 22 March 2010 of anti-dumping investigation on imports of greenhouse bell peppers (HS 0709.60.90) from the Netherlands.	WTO Documents G/ADP/N/202/CAN of 22 September 2010 and WT/TPR/OV/W/3 of 14 June 2010.	Provisional duty imposed on 21 June 2010.
Canada	Termination on 6 May 2010 of anti-dumping duties (provisional) on imports of faced rigid cellular polyurethane-modified polyisocyanurate thermal insulation board (HS 3921.13.99) from the United States (imposed on 6 January 2010).	WTO Document G/ADP/N/202/CAN of 22 September 2010.	
Canada	Termination on 15 June 2010 (finding rescinded) of anti-dumping duties (definitive) on imports of laminate flooring (HS 4411.13; 4411.14; 4411.92) from China and France (imposed on 16 June 2005).	WTO Document G/ADP/N/202/CAN of 22 September 2010.	
Canada	Termination on 15 June 2010 (finding rescinded) of countervailing duties (definitive) on imports of laminate flooring (HS 4411.13; 4411.14; 4411.92) from China (imposed on 16 June 2005).	WTO Document G/SCM/N/212/CAN of 22 September 2010.	
Canada	Initiation on 20 September 2010 of anti-dumping investigation on imports of metal bar grating of carbon, alloy, or stainless steel, consisting of load-bearing pieces and cross pieces, produced as standard grating or heavy-duty grating, in panel form, whether galvanized, painted, coated, clad or plated (HS 7308.90.90) from China.	Canada Border Services Agency Notice 4214-29 AD/1389 (20 September 2010).	
Canada	Initiation on 20 September 2010 of countervailing investigation on imports of metal bar grating of carbon, alloy, or stainless steel, consisting of load-bearing pieces and cross pieces, produced as standard grating or heavy-duty grating, in panel form, whether galvanized, painted, coated, clad or plated (HS 7308.90.90) from China.	Canada Border Services Agency Notice 4218-28 CV/126 (20 September 2010).	
Chile	Initiation on 4 December 2009 of anti-dumping investigation on imports of wheat flour (HS 1101.00.00) from Argentina.	WTO Document WT/TPR/OV/W/3 of 14 June 2010.	Provisional duty imposed on 8 July 2010.

Country/ Member State	Measure	Source/Date	Status
Chile	Termination on 26 January 2010 of safeguard duties (provisional) on imports of powdered milk and gouda cheese (HS 0402.10.00; 0402.21.11; 0402.21.13; 0402.21.14; 0402.21.15; 0402.21.16; 0402.21.17; 0402.21.18; 0402.29.11; 0402.29.12; 0402.29.13; 0402.29.14; 0402.29.15; 0402.29.16; 0402.29.17; 0402.29.18; 0406.90.10) (imposed on 10 October 2009).	WTO Documents G/SG/N/7/CHL/9/Suppl.1 of 3 February 2010 and WT/TPR/OV/W/3 of 14 June 2010.	
Chile	Initiation on 10 March 2010 of anti-dumping investigation on imports of melamine resin panels (HS 4410.11.00) from Austria.	WTO Document WT/TPR/OV/W/3 of 14 June 2010.	
China	Import ban on poultry and poultry products (HS 0105; 0207) from Spain, France (Deux-sevres), and the UK (Hampshire).	WTO Document WT/TPR/OV/W/3 of 14 June 2010.	
China	Initiation on 6 November 2009 of anti-dumping investigation on imports of saloon cars and cross-country cars of a cylinder capacity of no less than 2,000 cc (HS 8703.23; 8703.24; 8703.32; 8703.33; 8703.90) from the United States.	WTO Documents G/ADP/N/195/CHN of 19 March 2010 and WT/TPR/OV/W/3 of 14 June 2010.	
China	Initiation on 6 November 2009 of countervailing investigation on imports of saloon cars and cross-country cars of a cylinder capacity of no less than 2,000 cc (HS 8703.23; 8703.24; 8703.32; 8703.33; 8703.90) from the United States.	WTO Documents G/SCM/N/212/CHN of 6 September 2010 and WT/TPR/OV/W/3 of 14 June 2010.	
China	Termination (expiry without review) on 14 November 2009 of anti-dumping duties on imports of monoethanolamine diethanolamine from Iran and Mexico (imposed on 14 November 2004).	WTO Documents G/ADP/N/195/CHN of 19 March 2010 and WT/TPR/OV/W/3 of 14 June 2010.	
China	Annual adjustment of the catalogue of items subject to automatic import licensing (ARF), which includes pork, chicken, vegetable oil, tobacco, paper, milk, minerals, chemicals, electrical products, and certain steel products.	WTO Document WT/TPR/OV/W/3 of 14 June 2010.	
China	Termination (expiry without review) on 30 November 2009 of anti-dumping duties on imports of chloroform (HS 2903.13) from India (imposed on 30 November 2004).	WTO Documents G/ADP/N/195/CHN of 19 March 2010 and WT/TPR/OV/W/3 of 14 June 2010.	
China	Termination (expiry without review) on 31 December 2009 of anti-dumping duties on imports of dispersion unshifted single-model optical fiber (HS 9001.10) from the United States (imposed on 1 January 2005).	WTO Documents G/ADP/N/195/CHN of 19 March 2010 and WT/TPR/OV/W/3 of 14 June 2010.	
China	Reduction of applied MFN import tariffs on six tariff lines (HS 0810.10.00; 0812.90.00; 2206.00.10; 2206.00.90; 4104.19.11; 5512.11.00) including fresh strawberries, fermented beverages, woven fabrics of synthetic staple fibres, hides and skins, as from 1 January 2010.	WTO Document WT/TPR/OV/W/3 of 14 June 2010.	

Country/ Member State	Measure	Source/Date	Status
China	Elimination of export duties on 17 tariff lines (HS 2508.30.00; 2606.00.00; 2620.40.00; 2818.10.10; 2826.12.10; 2827.10.10; 2827.10.90; 2834.21.90; 7202.99.11; 7216.10.10; 7216.10.20; 7216.10.90; 7216.21.00; 7216.22.00; 7216.50.10; 7216.50.90; 7216.99.00) including clays, aluminium ores, chemicals, ferro-alloys, as from 1 January 2010.	WTO Document WT/TPR/OV/W/3 of 14 June 2010.	
China	Reduction of interim export duty rates on 21 tariff lines (HS 2809.20.19; 2814.10.00; 2814.20.00; 2834.21.10; 3102.10.00; 3102.40.00; 3102.50.00; 3102.60.00; 3102.80.00; 3102.90.10; 3102.90.90; 3103.10.10; 3103.10.90; 3103.90.00; 3105.10.00; 3105.30.00; 3105.40.00; 3105.51.00; 3105.59.00; 3105.60.00; 3105.90.00) including products such as chemicals and fertilizers, as from 1 January 2010.	WTO Document WT/TPR/OV/W/3 of 14 June 2010.	
China	Temporary increase of "interim" import tariffs on fuel oil (to 3%), and jet fuel (to 6%), but below their respective binding levels of 6% and 9%.	Permanent Delegation of China to the WTO (27 October 2010) and WTO Document WT/TPR/OV/W/3 of 14 June 2010.	
China	Initiation on 22 April 2010 of anti-dumping investigation on imports of dispersion unshifted single-mode optical fibre (HS 9001.10) from the EU and the United States.	WTO Documents G/ADP/N/202/CHN of 1 October 2010 and WT/TPR/OV/W/3 of 14 June 2010.	
China	Initiation on 22 April 2010 of anti-dumping investigation on imports of caprolactam (HS 2933.71) from the EU and the United States.	WTO Documents G/ADP/N/202/CHN of 1 October 2010 and WT/TPR/OV/W/3 of 14 June 2010.	
China	Import ban on poultry products (HS 0207) from Pennsylvania and Texas (USA) (15 January 2010), and Bhutan (12 March 2010), due to low pathogenic avian influenza.	WTO Document WT/TPR/OV/W/3 of 14 June 2010.	
China	Elimination of import restrictions due to A(H1N1) Flu on swine and swine products from Canada on 1 December 2009, and for all countries, as from 23 February 2010.	WTO Document WT/TPR/OV/W/3 of 14 June 2010.	
China	Elimination of import restrictions due to Bird Flu from Chile and Thailand on 23 and 30 December 2009 respectively, and from Belgium on 15 April 2010.	WTO Document WT/TPR/OV/W/3 of 14 June 2010.	
China	Promulgation of the 2009 National Indigenous Innovation Products Accreditation Programme" on 15 November 2009, which reportedly extended preferences for government procurement purposes only to products whose intellectual property is owned and originally trademarked in China (products covered include computers, communications devices, software, and new energy products). The Chinese authorities clarified that the Notice is only an invitation for application so that the applicants may have their products accredited as national indigenous innovation products. The Notice is not linked to government procurement regulations.	Permanent Delegation of China to the WTO (27 October 2010) and WTO Document WT/TPR/OV/W/3 of 14 June 2010.	Revised draft criteria presented in May 2010, under which products by local and foreign firms will be treated equally.

Country/ Member State	Measure	Source/Date	Status
China	Customs rules adjusted to streamline administration of imports and exports of samples and advertising articles, as from 1 July 2010.	Permanent Delegation of China to the WTO (27 October 2010) and WTO Document WT/TPR/OV/W/3 of 14 June 2010.	
China	Import ban on Canadian boneless beef from cattle under 30 months lifted conditionally, from 2 July 2010.	Permanent Delegation of China to the WTO (27 October 2010).	
China	Elimination of VAT rebate on exports of certain products such as steel, starch, ethanol and semi-finished copper products, from 15 July 2010.	Permanent Delegation of China to the WTO (27 October 2010).	
China	Initiation on 30 August 2010 of countervailing investigation on imports of potato starch (HS 1108.13.00) from the EU.	Permanent Delegation of China to the WTO (27 October 2010).	
China	Multi-Level Protection Scheme regulating the use of computer security products in information systems related to national security.	Permanent Delegation of China to the WTO (27 October 2010).	
China	Reduction of export quotas (from 34,000 tonnes for 2009 to 24,000 tonnes for the whole of 2010) on "rare earth" minerals. Press reports indicated that export quotas were reduced by 72% for the second half of 2010.	Permanent Delegation of China to the WTO (27 October 2010).	
Colombia	Termination on 23 April 2010 of anti-dumping investigation on imports of bars and rods of drawn low carbon steel (HS 7213.91.10; 7213.91.90) from Brazil and Mexico (initiated on 25 January 2010).	WTO Document G/ADP/N/202/COL of 3 September 2010.	
Colombia	Termination on 23 April 2010 of anti-dumping investigation on imports of bars and rods of low carbon boron-alloy steel (HS 7227.90.00) from Brazil (initiated on 25 January 2010).	WTO Document G/ADP/N/202/COL of 3 September 2010.	
Colombia	Termination (without measure) on 7 July 2010 of anti-dumping investigation on imports of blenders (HS 8509.40.10) from China (initiated on 23 October 2009).	Permanent Delegation of Colombia to the WTO (27 October 2010) and WTO Document G/ADP/N/202/COL of 6 April 2010.	
Colombia	Termination (without measure) of anti-dumping investigation on imports of strips of rubber for retreading tyres (HS 4012.90.41) from Brazil (initiated on 19 January 2009).	Permanent Delegation of Colombia to the WTO (27 October 2010) and WTO Document G/ADP/N/195/COL of 3 September 2010.	
Costa Rica	New law (Ley de Reforma al Régimen de Zonas Francas) adopted on 22 January 2010, reforming the free trade zone regime, and amending certain income tax issues. In May 2010, a Decree concerning the new legislation was issued. This instrument aims to create a committee to determine the "strategic sectors" to be prioritized in Costa Rica for the granting of benefits offered under the free trade zone regime. In June 2010, a Decree regulating the Free Zone Act entered into force.	Law No. 8794 and WTO Document WT/TPR/OV/W/3 of 14 June 2010.	
Dominican Republic	Termination (without measure) on 26 November 2009 of safeguard investigation on imports of toilet paper (HS 4818.10.00) (initiated on 12 October 2009).	WTO Documents G/SG/N/6/DOM/2 of 30 October 2009, G/SG/N/9/DOM/1 of 13 January 2010 and WT/TPR/OV/W/3 of 14 June 2010.	

Country/ Member State	Measure	Source/Date	Status
Dominican Republic	Initiation on 17 December 2009 of safeguard investigation on imports of polypropylene bags and tubular fabric (HS 5407.20.20; 6305.33.10; 6305.33.90).	WTO Documents G/SG/N/6/DOM/3 of 14 January 2010, G/SG/N/11/DOM/1 of 6 April 2010 and WT/TPR/OV/W/3 of 14 June 2010.	Provisional duty imposed on 1 April 2010.
Dominican Republic	Termination (without measure) on 19 May 2010 of safeguard investigation on imports of toilet paper (HS 4818.10.00) (initiated on 19 January 2010).	WTO Documents G/SG/N/6/DOM/4 of 21 January 2010 and G/SG/N/9/DOM/3 of 27 May 2010.	
Dominican Republic	Termination (without measure) on 2 February 2010 of safeguard investigation on imports of glass bottles (HS 7010.90.20; 7010.90.40) (initiated on 15 April 2009).	WTO Documents G/SG/N/9/DOM/2 of 2 March 2010 and WT/TPR/OV/W/3 of 14 June 2010.	
Dominican Republic	Initiation on 2 March 2010 of safeguard investigation on imports of certain socks and other hosiery (HS 6115.95.00; 6115.96.20).	WTO Documents G/SG/N/6/DOM/5 of 10 March 2010 and G/SG/N/7/DOM/2 of 20 May 2010.	Provisional duty imposed on 20 May 2010.
Dominican Republic	Initiation on 5 April 2010 of safeguard investigation (China specific) on imports of ceramic sinks, wash basins, wash basin pedestals, baths, bidets, water closet pans, flushing cisterns, urinals and similar sanitary fixtures of porcelain or china (HS 6910.10.10; 6910.10.30).	WTO Documents G/SG/N/16/DOM/1 of 8 April 2010 and G/SG/N/16/DOM/1/Suppl.2 of 16 June 2010.	Provisional duty imposed on 15 June 2010.
Ecuador	Gradual phasing out of all import surcharges introduced as BOP measure (introduced on 22 January 2009). Reduction by 10% of import surcharges introduced on all products on 23 January 2010, and additional reduction by 30% on 28 May 2010.	WTO Documents WT/BOP/N/75 of 23 February 2010, WT/BOP/N/76 of 3 June 2010, WT/BOP/N/77 of 27 July 2010, WT/BOP/G/20 of 30 July 2010, and WT/TPR/OV/W/3 of 14 June 2010.	Elimination of all tariff surcharges and quota shares introduced as BOP safeguards, from 23 July 2010.
Ecuador	Initiation on 19 April 2010 of safeguard investigation on imports of laminated safety glass, of size and shape suitable for incorporation in vehicles, aircraft, spacecraft or vessels (HS 7007.21.00).	WTO Documents G/SG/N/6/ECU/8 of 26 April 2010 and WT/TPR/OV/W/3 of 14 June 2010.	
Ecuador	Introduction of a compound tariff for imports of footwear (US\$6/pair plus 10%), and clothing and textiles (US\$5.5/kg plus 10%) (HS 61; 62; 63).	Decreto Ejecutivos Nos. 367 and 372 and WTO Document WT/TPR/OV/W/3 of 14 June 2010.	Effective 1 June 2010.
Ecuador	Initiation on 31 August 2010 of anti-dumping investigation on imports of bi-axially oriented polypropylene (BOPP) film (HS 3920.20.10; 3920.20.90) from Chile and Oman.	Permanent Delegation of Ecuador to the WTO (20 October 2010).	
Egypt	Initiation on 24 December 2009 of anti-dumping investigation on imports of plastic containers (boxes) PET (HS 3923.10) from Italy.	WTO Documents G/ADP/N/195/EGY of 25 January 2010 and WT/TPR/OV/W/3 of 14 June 2010.	
Egypt	Extension of the temporary elimination of import tariffs on raw sugar (HS 1701.11; 1701.12) until 31 December 2010 (decision originally implemented on 15 August 2009).	WTO Document WT/TPR/OV/W/3 of 14 June 2010.	
Egypt	Suspension of the elimination of import tariffs on refined sugar (HS 1701.91; 1701.99), from 31 March 2010 until 31 December 2010.	WTO Document WT/TPR/OV/W/3 of 14 June 2010.	

Country/ Member State	Measure	Source/Date	Status
El Salvador	Revised legislation modifying the tax treatment of alcoholic beverages setting different taxes for selected products, effective 4 October 2010.	Implementing Decree No. 462 (23 September 2010).	
EU	Termination on 18 March 2010 of anti-dumping duties on imports of polyester staple fibres (HS 5503.20.00) from China, Korea, and Saudi Arabia (imposed on 10 March 2005).	WTO Documents G/ADP/N/202/EEC of 5 October 2010 and WT/TPR/OV/W/3 of 14 June 2010.	
EU	Export refunds for milk and milk products.	Commission Regulations Nos. 1056/2009 (5 November 2009) and 1113/2009 (19 November 2009), and WTO Document WT/TPR/OV/W/3 of 14 June 2010.	No longer applicable 19 November 2009.
EU	Initiation on 17 December 2009 of anti-dumping investigation on imports of certain continuous filament glass fibre products (HS 7019.11; 7019.12; 7019.19; 7019.31) from China.	WTO Documents G/ADP/N/202/EEC of 5 October 2010 and WT/TPR/OV/W/3 of 14 June 2010.	
EU	Renewal of the prior surveillance system on steel imports (first established in 2002) until 31 December 2012. Product coverage has been updated and now also includes flat stainless steel products and large welded tubes (HS chapters 72 and 73).	WTO Document WT/TPR/OV/W/3 of 14 June 2010.	
EU	Initiation on 22 December 2009 of anti-dumping investigation on imports of purified terephthalic acid and its salts of a purity by weight of 99.5% or more (HS 2917.36.00) from Thailand.	WTO Documents G/ADP/N/202/EEC of 5 October 2010 and WT/TPR/OV/W/3 of 14 June 2010.	
EU	Initiation on 22 December 2009 of countervailing investigation on imports of purified terephthalic acid and its salts of a purity by weight of 99.5% or more (HS 2917.36.00) from Thailand.	WTO Document G/SCM/N/212/EEC of 11 October 2010.	
EU	Termination (repealed after interim review no-dumping) on 30 December 2009 of anti-dumping duties on imports of ferro-silicon (HS 7202.21.00; 7202.29.20; 7202.29.90) from the Former Yugoslav Republic of Macedonia (imposed on 28 February 2008).	WTO Documents G/ADP/N/195/EEC of 31 March 2010 and WT/TPR/OV/W/3 of 14 June 2010.	
EU	Establishment of an additional quantitative limit (500,000 tonnes) for the exports of out-of-quota white sugar (HS 1701.99) without refund in respect of marketing year 2009-10. Quota fully allocated by 22 February 2010.	Commission Regulation No. 94/2010 (3 February 2010) and WTO Document WT/TPR/OV/W/3 of 14 June 2010.	Expiration date 30 June 2010.
EU	Initiation on 17 February 2010 of anti-dumping investigation on imports of zeolite A powder (HS 2842.10.00) from Bosnia and Herzegovina.	WTO Documents G/ADP/N/202/EEC of 5 October 2010 and WT/TPR/OV/W/3 of 14 June 2010.	
EU	Initiation on 17 February 2010 of anti-dumping investigation on imports of melamine (HS 2933.61.00) from China.	WTO Documents G/ADP/N/202/EEC of 5 October 2010 and WT/TPR/OV/W/3 of 14 June 2010.	

Country/ Member State	Measure	Source/Date	Status
EU	Initiation on 18 February 2010 of anti-dumping investigation on imports of coated fine paper, which is paper or paperboard coated on one or both sides (excluding Kraft paper or Kraft paperboard), in either sheets or rolls, and with a weight of 70g/m ² or more but not exceeding 400g/m ² and brightness of more than 84 (HS 4810.13.20; 4810.13.80; 4810.14.20; 4810.14.80; 4810.19.10; 4810.19.90; 4810.22.10; 4810.22.90; 4810.29.30; 4810.29.80; 4810.92.10; 4810.92.30; 4810.92.90; 4810.99.10; 4810.99.30; 4810.99.90) from China.	WTO Document G/ADP/N/202/EEC of 5 October 2010.	
EU	Termination (without measure) on 25 February 2010 of anti-dumping investigation on ring-binder mechanisms (HS 8305.10.00) from Thailand (initiated on 17 December 2008).	WTO Documents G/ADP/N/202/EEC of 5 October 2010 and WT/TPR/OV/W/3 of 14 June 2010.	
EU	Termination on 5 March 2010 of anti-dumping duties (definitive) on imports of polyester staple fibres (HS 5503.20) from Korea (imposed on 28 December 2000).	WTO Document G/ADP/N/202/EEC of 5 October 2010.	
EU	Termination on 17 March 2010 of anti-dumping duties (definitive) on imports of polyester staple fibres (HS 5503.20) from Saudi Arabia (imposed on 17 March 2005).	WTO Document G/ADP/N/202/EEC of 5 October 2010.	
EU	Termination on 21 March 2010 of anti-dumping duties on imports of reciprocating compressors (excluding reciprocating compressor pumps), giving a flow not exceeding 2 m ³ per minute (HS 8414.40; 8414.80) from China (imposed on 18 March 2008).	WTO Documents G/ADP/N/202/EEC of 5 October 2010 and WT/TPR/OV/W/3 of 14 June 2010.	
EU	Initiation on 1 April 2010 of anti-dumping investigation on imports of stainless steel bars and rods, not further worked than cold-formed or cold-finished, other than bars and rods of circular cross-section of a diameter of 80 mm or more (HS 7222.20.21; 7222.20.29; 7222.20.31; 7222.20.39; 7222.20.81; 7222.20.89) from India.	WTO Document G/ADP/N/202/EEC of 5 October 2010.	
EU	Initiation on 1 April 2010 of countervailing investigation on imports of stainless steel bars and rods, not further worked than cold-formed or cold-finished, other than bars and rods of circular cross-section of a diameter of 80 mm or more (HS 7222.20.21; 7222.20.29; 7222.20.31; 7222.20.39; 7222.20.81; 7222.20.89) from India.	WTO Documents G/SCM/N/212/EEC of 11 October 2010 and WT/TPR/OV/W/3 of 14 June 2010.	
EU	Initiation on 17 April 2010 of countervailing investigation on imports of coated fine paper, which is paper or paperboard coated on one or both sides (excluding Kraft paper or Kraft paperboard), in either sheets or rolls, and with a weight of 70g/m ² or more but not exceeding 400g/m ² and brightness of more than 84 (HS 4810.13.20; 4810.13.80; 4810.14.20; 4810.14.80; 4810.19.10; 4810.19.90; 4810.22.10; 4810.22.90; 4810.29.30; 4810.29.80; 4810.92.10; 4810.92.30; 4810.92.90; 4810.99.10; 4810.99.30; 4810.99.90) from China.	WTO Documents G/SCM/N/212/EEC of 11 October 2010 and WT/TPR/OV/W/3 of 14 June 2010.	

Country/ Member State	Measure	Source/Date	Status
EU	Termination on 11 May 2010 of anti-dumping investigation on imports of steel ropes and cables, including locked coil ropes, excluding ropes and cables of stainless steel, with a maximum cross-sectional dimension exceeding 3 mm (SWR) (HS 7312.10.81; 7312.10.83; 7312.10.85; 7312.10.89; 7312.10.98) from Korea (initiated on 11 August 2009) (possible circumvention of anti-dumping measures imposed in 2005).	EU Regulation No. 400/2010 (26 April 2010) and WTO Document WT/TPR/OV/W/3 of 14 June 2010.	
EU	Initiation on 20 May 2010 of anti-dumping investigation on imports of ring-binder mechanisms which consist of at least two steel sheets or wires with at least four half-rings made of steel wire fixed on them and which are kept together by a steel cover (HS 8305.10.00) from Thailand.	WTO Document G/ADP/N/202/EEC of 5 October 2010.	
EU	Initiation on 20 May 2010 of anti-dumping investigation on imports of open mesh fabrics made of glass fibres, with a cell size of more than 1.8 mm both in length and in width and weighing more than 35 g/m ² (HS 7019.40.00; 7019.51.00; 7019.59.00; 7019.90.91; 7019.90.99) from China.	WTO Document G/ADP/N/202/EEC of 5 October 2010.	
EU	Termination on 26 May 2010 of anti-dumping duties on imports of magnesium oxide, namely natural caustic calcined magnesite (HS 2519.90.90) from China (imposed on 25 May 2005).	WTO Document G/ADP/N/202/EEC of 5 October 2010.	
EU	Initiation on 19 June 2010 of anti-dumping investigation on imports of glazed and unglazed ceramic flags and paving, hearth or wall tiles; glazed and unglazed ceramic mosaic cubes and the like, whether or not on a backing (HS 6907.10.00; 6907.90.10; 6907.90.91; 6907.90.93; 6907.90.99; 6908.10.10; 6908.10.90; 6908.90.11; 6908.90.21; 6908.90.29; 6908.90.31; 6908.90.51; 6908.90.91; 6908.90.93; 6908.90.99) from China.	WTO Document G/ADP/N/202/EEC of 5 October 2010.	
EU	Initiation on 30 June 2010 of anti-dumping investigation on imports of wireless wide area networking (WWAN) modems with a radio antenna and providing Internet Protocol (IP) data connectivity for computing devices and including Wi-Fi routers comprising a WWAN modem (WWAN/Wi-Fi routers) (HS 8471.80.00; 8517.62.00) from China.	WTO Document G/ADP/N/202/EEC of 5 October 2010.	
EU	Initiation on 30 June 2010 of safeguard investigation on imports of wireless wide area networking (WWAN) modems with a radio antenna and providing Internet Protocol (IP) data connectivity for computing devices and including Wi-Fi routers comprising a WWAN modem (WWAN/Wi-Fi routers) (HS 8471.80.00; 8517.62.00).	Commission Notice 2010/C 171/07 and Commission Regulations No. 570/2010 (30 June 2010) and 811/2010 (15 September 2010).	
EU	Termination (without measure) on 15 July 2010 of anti-dumping investigation on imports of certain stainless steel fasteners and parts thereof (HS 7318.12.10; 7318.14.10; 7318.15.30; 7318.15.51; 7318.15.61; 7318.15.70) from India and Malaysia (initiated on 13 November 2009).	Commission Decision 2010/392/EU (14 July 2010).	

Country/ Member State	Measure	Source/Date	Status
EU	Termination (without measure) on 15 July 2010 of countervailing investigation on imports of certain stainless steel fasteners and parts thereof (HS 7318.12.10; 7318.14.10; 7318.15.30; 7318.15.51; 7318.15.61; 7318.15.70) from India and Malaysia (initiated on 13 August 2009).	Commission Decision (2010/393/EU) (14 July 2010).	
EU	Termination on 15 July 2010 of anti-dumping duties on imports of bicycles and other cycles (including delivery tricycles, but excluding unicycles) not motorized (HS 8712.00.10; 8712.00.30; 8712.00.80) from Viet Nam (imposed on 12 July 2005).	Commission Notice 2010/C 188/06 (13 July 2010).	
EU	Initiation on 23 July 2010 of anti-dumping investigation on imports of Tris (2-chloro-1-methylethyl) phosphate "TCPP" (HS 2919.90.00) from China.	Commission Notice (2010/C 201/05) (23 July 2010).	
EU	Initiation on 11 August 2010 of countervailing investigation on imports of "biodiesel" - fatty-acid mono-alkyl esters and/or paraffinic gasoil obtained from synthesis and/or hydro-treatment, of non-fossil origin, in pure form or in a blend containing by weight more than 20% of fatty-acid mono-alkyl esters and/or paraffinic gasoil obtained from synthesis and/or hydro-treatment, of non-fossil origin (HS 1516.20.98; 1518.00.91; 1518.00.99; 2710.19.41; 3824.90.91; 3824.90.97) from Canada and Singapore (possible circumvention of countervailing measures of imports from the United States imposed in 2009).	Commission Regulation No. 721/2010 (11 August 2010).	
EU	Initiation on 13 August 2010 of anti-dumping investigation on imports of "biodiesel" - fatty-acid mono-alkyl esters and/or paraffinic gasoil obtained from synthesis and/or hydro-treatment, of non-fossil origin, in pure form or in a blend containing by weight more than 20% of fatty-acid mono-alkyl esters and/or paraffinic gasoil obtained from synthesis and/or hydro-treatment, of non-fossil origin (HS 1516.20.98; 1518.00.91; 1518.00.99; 2710.19.41; 3824.90.91; 3824.90.97) from Canada and Singapore (possible circumvention of anti-dumping measures of imports from the United States imposed in 2009).	Commission Regulation No. 720/2010 (11 August 2010).	
EU	Initiation on 13 August 2010 of anti-dumping investigation on imports of saturated fatty alcohols with a carbon chain length of C8, C10, C12, C14, C16 or C18 (not including branched isomers) including single saturated fatty alcohols (also referred to as "single cuts") and blends predominantly containing a combination of carbon chain length C6-C8, C6-C10, C8-C10, C10-C12 (commonly categorized as C8-C10), blends predominantly containing a combination of carbon chain lengths C12-C14, C12-C16, C12-C18, C14-C16 (commonly categorized as C12-C14) and blends predominantly containing a combination of carbon chain length C16-C18 (HS 2905.16.85; 2905.17.00; 2905.19.00; 3823.70.00) from India, Indonesia, and Malaysia.	Commission Notice (2010/C 219/05) (13 August 2010).	

Country/ Member State	Measure	Source/Date	Status
EU	Initiation on 19 August 2010 of anti-dumping investigation on imports of plastic sacks and bags, containing at least 20% by weight of polyethylene and of sheeting of a thickness not exceeding 100 micrometers (HS 3923.21.00; 3923.29.10; 3923.29.90) from China (possible circumvention of anti-dumping measures imposed in 2006 - Xiamen Xingxia Polymers Co. Ltd.).	Commission Regulation No. 748/2010 (19 August 2010).	
EU	Termination on 28 August 2010 of anti-dumping duties on imports of grain oriented flat-rolled products of silicon-electrical steel "GOES" of all widths (HS 7225.11.00; 7226.11.00) from the United States (imposed on 27 August 2005).	Commission Notice 2010/C 230/21 (26 August 2010).	
EU	Initiation on 16 September 2010 of countervailing investigation on imports of wireless wide area networking (WWAN) modems with a radio antenna and providing Internet Protocol (IP) data connectivity for computing devices and including Wi-Fi routers comprising a WWAN modem (WWAN/Wi-Fi routers) (HS 8471.80.00; 8517.62.00) from China.	Commission Notice 2010/C 249/08 (16 September 2010).	
EU	Termination on 17 September 2010 of anti-dumping duties on imports of woven fabrics of synthetic filament yarn containing 85% or more by weight of textured and/or non-textured polyester filament, dyed (including dyed white) or printed (HS 5407.51.00; 5407.52.00; 5407.54.00; 5407.61.10; 5407.61.30; 5407.61.90; 5407.69.10; 5407.69.90) from China (imposed on 12 September 2005).	Commission Notices Nos. 2010/C 104/07 (23 April 2010) and 2010/C 248/06 (15 September 2010).	
EU	Termination (without measure) on 29 September 2010 of anti-dumping investigation on imports of certain polyethylene terephthalate (HS 3907.60.20) (PET) from Iran, Pakistan, and the United Arab Emirates (initiated on 3 September 2009).	WTO Document G/ADP/N/202/EEC of 5 October 2010, EU Regulation No. 472/2010 (31 May 2010) and Commission Decision (2010/577/EU) (28 September 2010).	
EU	Initiation on 30 September 2010 of anti-dumping investigation on imports of certain seamless pipes and tubes of stainless steel, other than with attached fittings suitable for conducting gases or liquids for use in civil aircraft (HS 7304.11.00; 7304.22.00; 7304.24.00; 7304.41.00; 7304.49.10; 7304.49.93; 7304.49.95; 7304.49.99; 7304.90.00) from China.	Commission Notice 2010/C 265/09 (30 September 2010).	
EU	Termination on 8 October 2010 of anti-dumping duties on imports of trichloroisocyanuric acid and preparations "symclosene" (HS 2933.69.80; 3808.94.20) from the United States (imposed on 3 October 2005).	Commission Notice 2010/C 271/28 (7 October 2010).	
Honduras	Initiation on 2 July 2010 of anti-dumping investigation on imports of paint (HS 3208.10.90; 3208.20.90; 3208.90.10; 3208.90.91; 3209.10.90; 3209.90.10) from El Salvador, Guatemala, and the United States.	Permanent Delegation of Honduras to the WTO (19 October 2010).	

Country/ Member State	Measure	Source/Date	Status
India	Initiation on 3 November 2009 of anti-dumping investigation on imports of polymers of vinyl chloride or of other halogenated olefins in primary forms (HS 3904.22.10) from China, Japan, Korea, Malaysia, Russia, Chinese Taipei, and Thailand.	WTO Documents G/ADP/N/195/IND of 28 April 2010 and WT/TPR/OV/W/3 of 14 June 2010.	
India	Termination (without measure) on 4 November 2009 of safeguard investigation on imports of oxo alcohols (HS 2905; 2912) (initiated on 16 January 2009).	WTO Documents G/SG/N/9/IND/4 of 5 November 2009 and WT/TPR/OV/W/3 of 14 June 2010.	
India	Initiation on 5 November 2009 of anti-dumping investigation on imports of sodium tripoly phosphate (STPP) (HS 2835.31.00) from China.	WTO Documents G/ADP/N/195/IND of 28 April 2010 and WT/TPR/OV/W/3 of 14 June 2010.	
India	Termination (without measure) on 5 November 2009 of safeguard investigation on imports of uncoated paper and copy paper (HS 4802) (initiated on 20 April 2009).	WTO Documents G/SG/N/9/IND/8 of 4 December 2009 and WT/TPR/OV/W/3 of 14 June 2010.	
India	Termination (without measure) on 6 November 2009 of safeguard investigation on imports of unwrought aluminium, aluminium waste and aluminium scraps whether or not alloyed (HS 7601; 7602) (initiated on 22 May 2009).	WTO Document WT/TPR/OV/W/3 of 14 June 2010	
India	Termination (without measure) on 13 November 2009 of safeguard investigation on imports of coated paper and paper board (HS 4810) (initiated on 20 April 2009).	WTO Documents G/SG/N/9/IND/9 of 4 December 2009 and WT/TPR/OV/W/3 of 14 June 2010.	
India	Termination (without measure) on 18 November 2009 of safeguard investigation on imports of linear alkyl benzene-LAB (HS 3817.00.11) (initiated on 6 January 2009).	WTO Documents G/SG/N/9/IND/6 of 1 December 2009 and WT/TPR/OV/W/3 of 14 June 2010.	
India	Termination (without measure) on 24 November 2009 of safeguard investigation on imports of plain particle board (HS 4410) (initiated on 22 April 2009).	WTO Documents G/SG/N/9/IND/7 of 1 December 2009 and WT/TPR/OV/W/3 of 14 June 2010.	
India	Termination (without measure) on 8 December 2009 of safeguard investigation on imports of hot-rolled coils, sheet, strips (HS 7208) (initiated on 9 April 2009).	WTO Documents G/SG/N/9/IND/5 of 23 November 2009 and WT/TPR/OV/W/3 of 14 June 2010.	
India	Increase of export tax on iron ore fines (HS 2601.11.30; 2601.11.40) (from zero to 5%), and on iron ore lumps and pellets (HS 2601.11.10; 2601.11.20) (from 5% to 10%).	WTO Document WT/TPR/OV/W/3 of 14 June 2010.	Effective 24 December 2009.
India	Initiation on 8 January 2010 of anti-dumping investigation on imports of glass fibre and articles thereof, including glass rovings, glass chopped strands, glass chopped strands mats (HS 7019) from China.	WTO Documents G/ADP/N/202/IND of 23 September 2010 and WT/TPR/OV/W/3 of 14 June 2010.	

Country/ Member State	Measure	Source/Date	Status
India	Initiation on 12 January 2010 of anti-dumping investigation on imports of seamless tubes, pipes & hollow profiles of iron, alloy or non-alloy steel (other than cast iron), whether hot finished or cold drawn or cold rolled, of an external diameter not exceeding 273 mm or 10" (HS 7304) from China.	WTO Documents G/ADP/N/202/IND of 23 September 2010 and WT/TPR/OV/W/3 of 14 June 2010.	
India	Termination (application withdrawn) on 12 January 2010 of countervailing investigation on imports of sodium nitrate (HS 2834.10.10) from China (initiated on 14 January 2009).	WTO Documents G/SCM/N/203/IND of 26 April 2010 and G/SCM/N/212/IND of 6 September 2010.	
India	Transfer of electrical energy (HS 2716.00.00) to the restricted list. Imposition of import licensing requirement for this item.	WTO Document WT/TPR/OV/W/3 of 14 June 2010.	
India	Increase of the purchase price for domestic wheat (HS 1001) from Rs 1,080/quintal (US\$23.1/quintal) for 2008-09 to Rs 1,100/quintal (US\$23.6/quintal) for 2009-10.	WTO Document WT/TPR/OV/W/3 of 14 June 2010.	
India	Temporary reduction of import tariffs (to zero) for refined sugar (HS 1701.91.00; 1701.99.90) (until 31 December 2010).	WTO Document WT/TPR/OV/W/3 of 14 June 2010.	
India	Initiation on 1 February 2010 of anti-dumping investigation on imports of PVC flex films (HS 3918.10.90; 3918.90.90; 3919.90.90; 3920.10.12; 3920.10.19; 3920.49.00; 3921.90.26; 3921.90.29; 3926.90.80; 3926.90.99) from China.	WTO Documents G/ADP/N/202/IND of 23 September 2010 and WT/TPR/OV/W/3 of 14 June 2010.	
India	Suspension of export prohibition on wheat and wheat products (HS 1001.10; 1001.10.90; 1001.90; 1001.90.20; 1001.90.39) (imposed as of 8 October 2007) for the export of 50,000 MT to Nepal through Food Corporation of India.	Ministry of Commerce and Industry Notification No. 29/2009-2014 (9 February 2010) and WTO Document WT/TPR/OV/W/3 of 14 June 2010.	
India	Amendment to the Import Licensing Note No. 2(II)(d) under Chapter 87 restricting entry points for imports of new vehicles to nine seaports and international airports.	Ministry of Commerce and Industry Notification No. 30/2009-2014 (10 February 2010) and WTO Document WT/TPR/OV/W/3 of 14 June 2010.	Three new entry points for clearance added.
India	Initiation on 10 February 2010 of anti-dumping investigation on imports of polypropylene "homo-polymers and co-polymers of propylene" (HS 3902.10.00; 3902.30.00) from Korea, Chinese Taipei, and the United States.	WTO Documents G/ADP/N/202/IND of 23 September 2010 and WT/TPR/OV/W/3 of 14 June 2010.	
India	Initiation on 12 April 2010 of anti-dumping investigation on imports of hot rolled flat products of stainless steel of ASTM Grade 304 with all its variants (HS 7219.11; 7219.12; 7219.13; 7219.14; 7219.21; 7219.22; 7219.23; 7219.24; 7220.11; 7220.12) from the EU, Korea, South Africa, Chinese Taipei, and the United States.	WTO Documents G/ADP/N/202/IND of 23 September 2010 and WT/TPR/OV/W/3 of 14 June 2010.	
India	Termination (duty lapsed) on 13 April 2010 of anti-dumping duties on imports of thermal sensitive paper-III (HS 4809.10) from Indonesia, Malaysia, and the United Arab Emirates (imposed on 13 April 2005).	WTO Document G/ADP/N/202/IND of 23 September 2010.	

Country/ Member State	Measure	Source/Date	Status
India	Initiation on 16 April 2010 of anti-dumping investigation on imports of azodicarbonamide (ADC) "blowing agent or foaming agent" (HS 2927.00.90; 2942.00.90; 3812.00.89) from China.	WTO Documents G/ADP/N/202/IND of 23 September 2010 and WT/TPR/OV/W/3 of 14 June 2010.	
India	On 29 April 2010 the export duty rate on iron ore lumps (HS 2601.11.10; 2601.11.20) was further increased from 10% to 15%.	WTO Document WT/TPR/OV/W/3 of 14 June 2010.	
India	Elimination of the foreign commission concession (12.5%) which was included in the calculation of the minimum export price (MEP) for basmati rice (HS 1006.30.20), reducing its export floor price.	WTO Document WT/TPR/OV/W/3 of 14 June 2010.	
India	Suspension of import tariffs on semi-milled or wholly milled-rice (HS 1006.30), until 30 September 2010.	Permanent Delegation of India to the WTO (1 November 2010) and WTO Document WT/TPR/OV/W/3 of 14 June 2010.	The measure was extended until 30 September 2011.
India	Elimination of export ban of organic non-basmati rice (HS 1006.10.90; 1006.20.00; 1006.30.10; 1006.30.90; 1006.40.00) and wheat (HS 1001). Rice exports limited to 10,000 tonnes/year, and wheat exports to 5,000 tonnes/year.	WTO Document WT/TPR/OV/W/3 of 14 June 2010.	
India	Withdrawal of hot rolled coils, including seamless tubes/pipes, parts and accessories of motor vehicles (HS 7208), and carbon black (HS 2803.00.10) from the import restricted list.	WTO Document WT/TPR/OV/W/3 of 14 June 2010.	
India	Imposition of new measures for cotton yarn sector such as (i) suspension of the DEPB (7.67%) benefit available for cotton yarn exports; (ii) suspension of duty drawback scheme for cotton yarn exports (as from 29 April 2010); and (iii) mechanism to register cotton yarn exporters.	WTO Document WT/TPR/OV/W/3 of 14 June 2010.	The DEPB was suspended on 21 April 2010.
India	Re-imposition of a duty on exports of raw cotton and yarn on 9 April 2010.	Permanent Delegation of India to the WTO (1 November 2010) and WTO Document WT/TPR/OV/W/3 of 14 June 2010.	Duty withdrawn on 1 October 2010.
India	Concessional import tariff rate (5%) for certain agricultural machineries (i.e. paddy transplanter; laser land leveller; reaper-cum-blinder; sugarcane harvester; straw or fodder balers; cotton picker) not locally manufactured.	WTO Document WT/TPR/OV/W/3 of 14 June 2010.	
India	Elimination of import tariffs for refrigeration units ("air conditioners") used for the production of refrigerated vans or trucks.	WTO Document WT/TPR/OV/W/3 of 14 June 2010.	Effective 27 February 2010.
India	Notice from the Department of Telecommunications requesting local satellite-based communications services providers to obtain security clearance (30 working day) before importing communication equipments, for national security purposes.	WTO Document WT/TPR/OV/W/3 of 14 June 2010.	
India	Reduction and elimination of import tariffs on selected products (polymer, inputs for orthopaedic implants (to zero), rhodium (to 2%), gold ore, raw materials, long pepper (from 70% to 30%), asafoetida (from 30% to 20%) under the Union Budget 2010-11.	Permanent Delegation of India to the WTO (1 November 2010) and WTO Document WT/TPR/OV/W/3 of 14 June 2010.	

Country/ Member State	Measure	Source/Date	Status
India	Import ban on dairy products including chocolates (HS 0401; 0402; 0403; 0404; 0405; 0406; 1806).	Permanent Delegation of India to the WTO (1 November 2010) and WTO Document WT/TPR/OV/W/3 of 14 June 2010.	The ban was extended until 23 December 2010.
India	Initiation on 20 May 2010 of anti-dumping investigation on imports of sewing machines needles (HS 8452.30) from China.	WTO Document G/ADP/N/202/IND of 23 September 2010.	
India	Initiation on 31 May 2010 of anti-dumping investigation on imports of sodium hydroxide "caustic soda" (HS 2815.11; 2815.12) from Norway, Chinese Taipei, and Thailand.	WTO Document G/ADP/N/202/IND of 23 September 2010.	
India	Termination (duty lapsed) on 7 June 2010 of anti-dumping duties on imports of acrylonitrile butadiene rubber (NBR)-IV (HS 4002.59.00) from Brazil, the EU (excluding Germany), and Mexico (imposed on 7 June 2005).	WTO Document G/ADP/N/202/IND of 23 September 2010.	
India	Initiation on 8 June 2010 of anti-dumping investigation on imports of paranitroaniline (PNA) "4-nitroaniline, 1-amino-4-nitrobenzene, or p-nitrophenylamine" (HS 2921.42.26) from China.	WTO Document G/ADP/N/202/IND of 23 September 2010.	
India	Deregulation of oil prices, reducing government subsidies, in order to reduce budget deficit.	Permanent Delegation of India to the WTO (Statement at TPRB Meeting 8 July 2010).	
India	Initiation on 16 August 2010 of anti-dumping investigation on imports of cold rolled flat products of stainless steel of 400 series having a width of less than 600 mm including all ferritic and martensitic grades excluding razor blades steel (HS 7220.20.10; 7220.20.21; 7220.20.22; 7220.20.29; 7220.20.90; 7220.90.10; 7220.90.21; 7220.90.22; 7220.90.29; 7220.90.90) from EU, Korea, and the United States.	Notification No. 14/19/2010-DGAD Ministry of Commerce & Industry - Department of Commerce (16 August 2010).	
India	Initiation on 16 August 2010 of anti-dumping investigation on imports of cold rolled flat products of stainless steel of 200 series having a width of less than 600 mm including all austenitic grades having nickel content of less than 6% (HS 7220.20.10; 7220.20.21; 7220.20.22; 7220.20.29; 7220.20.90; 7220.90.10; 7220.90.21; 7220.90.22; 7220.90.29; 7220.90.90) from China, United Arab Emirates, and the United States.	Notification No. 14/21/2010-DGAD Ministry of Commerce & Industry - Department of Commerce (16 August 2010).	
India	Initiation on 20 August 2010 of anti-dumping investigation on imports of soda ash "disodium carbonate" (Na ₂ CO ₃) (HS 2836.20) from China, EU, Iran, Kenya, Pakistan, Ukraine, and the United States.	Notification No. 14/17/2010-DGAD Ministry of Commerce & Industry - Department of Commerce (20 August 2010).	
India	Initiation on 26 August 2010 of anti-dumping investigation on imports of opal glassware of all types (HS 7013) from China and the United Arab Emirates.	Notification No. 14/24/2010-DGAD Ministry of Commerce & Industry - Department of Commerce (26 August 2010).	
India	Removal in July 2010 of import licensing requirements for certain steel products and auto parts.	Permanent Delegation of India to the WTO (1 November 2010).	
India	Extension of the export ban on edible oils until 30 September 2010.	Permanent Delegation of India to the WTO (1 November 2010).	The ban was extended until 30 September 2011

Country/ Member State	Measure	Source/Date	Status
India	Temporary import ban on toys from China, implemented in January 2009.	Permanent Delegation of India to the WTO (1 November 2010).	The ban was lifted on 27 January 2010.
India	"Duty Entitlement Passbook Scheme". Extension of financial export incentives (tax rebates) until 30 June 2011 (the scheme was supposed to expire on 31 December 2010). Support benefits mainly the textiles, leather and jute sectors.	Permanent Delegation of India to the WTO (1 November 2010).	
Indonesia	New Decree to protect human health and public moral, stipulating that imports, distribution and selling of alcohol can only be made through companies owned by Indonesian citizens which are situated in Indonesia, as from 1 January 2010.	WTO Document WT/TPR/OV/W/3 of 14 June 2010.	
Indonesia	Regulation requiring local and foreign bidders for energy service contracts to use a minimum of 35% domestic content in their operations.	Regulation PTK No. 007 Revisi-1/PTK/IX/2009 and WTO Document WT/TPR/OV/W/3 of 14 June 2010.	
Indonesia	New Decree prioritizing the supply of mineral coal to domestic needs, in order to manage and prevent shortages, as from 31 December 2009.	WTO Document WT/TPR/OV/W/3 of 14 June 2010.	
Indonesia	Implementation of trade facilitation measures such as duty exemption for imports of machines, goods and materials for the establishment and development of industries for investment, as from 16 November 2009. The exemption is granted only if products are: (i) not yet produced domestically; (ii) produced domestically but not fulfil the required specifications; and (iii) produced domestically but not sufficient for the industries' needs.	WTO Document WT/TPR/OV/W/3 of 14 June 2010.	
Indonesia	New import license regime implementing two different types of licenses. A general import license (API-U) for the imports for third parties, and a producer import license (API-I) for imports for own consumption and/or to be utilized in the production process. The Decree aims to increase business certainty and expedite services.	Decree No. 45/M-DAG/PER/9/2009 and WTO Document WT/TPR/OV/W/3 of 14 June 2010.	Implemented 1 January 2010.
Indonesia	Initiation on 19 January 2010 of safeguard investigation on imports of wire of iron/non-alloy steel, not plated/coated, containing carbon less than 0.25% by weight (HS 7217.10.10).	WTO Documents G/SG/N/6/IDN/7 of 5 February 2010 and WT/TPR/OV/W/3 of 14 June 2010.	
Indonesia	Initiation on 19 January 2010 of safeguard investigation on imports of wire of iron/non-alloy steel, plated with zinc (HS 7217.20.10).	WTO Documents G/SG/N/6/IDN/8 of 5 February 2010 and WT/TPR/OV/W/3 of 14 June 2010.	
Indonesia	New Decree on textiles and textile products removing overlapping tariff lines and stipulating certain import conditions (prevent misuse and/or manipulation in bonded zone), as from 26 January 2010.	WTO Document WT/TPR/OV/W/3 of 14 June 2010.	
Indonesia	Initiation on 5 February 2010 of safeguard investigation on imports of stranded wire, ropes and cables for locked coil, flattened strands and non-rotating wire ropes (HS 7312.10.10).	WTO Document G/SG/N/6/IDN/9 of 18 February 2010.	

Country/ Member State	Measure	Source/Date	Status
Indonesia	Elimination of import ban due to A(H1N1) Flu, as from 11 February 2010.	WTO Document WT/TPR/OV/W/3 of 14 June 2010.	
Indonesia	Initiation on 31 March 2010 of anti-dumping investigation on imports of hot rolled plate (HS 7208.51.00) from China, Singapore, and Ukraine.	WTO Document G/ADP/N/202/IDN of 21 October 2010.	
Indonesia	Import surveillance mechanism for certain products such as machines, machines equipments (HS 8428.33.90; 8443.19.00; 8477.10.39; 8477.90.39; 8480.71.00; 8480.79.00; 9010.50.90), raw materials (HS 3907.40.00), blank optical discs, and loaded optical discs (HS 8523.40), for IPR "protection/reinforcement" purposes, as from 15 March 2010.	Decree No. 11/M-DAG/PER/3/2010 and WTO Document WT/TPR/OV/W/3 of 14 June 2010.	
Indonesia	Trade facilitation measure related to the provision of importer's identification number (API), as from 29 March 2010.	Decree No. 17/M-DAG/PER/3/2010 and WTO Document WT/TPR/OV/W/3 of 14 June 2010.	
Indonesia	Initiation on 30 April 2010 of safeguard investigation on imports of stranded wire, ropes and cables, excluding locked coil, flattened strands and non-rotating wire ropes; platted or coated with brass, and of a nominal diameter not exceeding 3 mm; and stranded wire of diameter of less than 3 mm (HS 7312.10.90).	WTO Documents G/SG/N/6/IDN/10 of 21 May 2010 and WT/TPR/OV/W/3 of 14 June 2010.	
Indonesia	Termination (without measure) on 14 June 2010 of safeguard investigation on imports of aluminium foil food container/aluminium tray and plain lid (HS 7612.90.90) (initiated on 19 January 2010).	WTO Document G/SG/N/9/IDN/3 of 9 July 2010.	
Indonesia	Additional requirements on imports of cosmetic and traditional herbal medicines (HS 2106.90; 3301.29; 3301.90; 3303; 3304; 3305; 3306; 3307; 3401; 8539.31.90). Amendment to the Decree incorporating 41 additional tariff lines, comprising of 7 traditional and herbal medicines; 33 cosmetic products; and 1 electronic product.	Permanent Delegation of Indonesia to the WTO (11 October 2010) and Decrees No. 23/M-DAG/PER/5/2010 (21 May 2010) and No. 56/M-DAG/PER/12/2008.	Amendment effective 21 June 2010.
Indonesia	New regulation stipulating that exports of mining products, crude palm oil, coffee, rubber, and cocoa with an export value exceeding US\$1 million must be supported by letters of credit issued by domestic banks.	Permanent Delegation of Indonesia to the WTO (11 October 2010) and Decree No. 27/M-DAG/PER/6/2010 (24 June 2010).	The regulation was cancelled on 24 June 2010.
Indonesia	Initiation on 25 June 2010 of safeguard investigation on imports of cotton yarn other than sewing thread (HS 5205.12.00; 5205.21.00; 5206.12.00; 5206.14.00).	WTO Document G/SG/N/6/IDN/11 of 16 July 2010.	
Indonesia	Initiation on 25 June 2010 of safeguard investigation on imports of woven fabrics of cotton (HS 5208.11.00; 5208.12.00; 5208.13.00; 5208.19.00; 5208.23.00; 5208.29.00; 5209.29.00; 5210.11.00; 5211.11.00; 5211.12.00; 5212.11.00).	WTO Document G/SG/N/6/IDN/12 of 16 July 2010.	
Israel	Amendment to the import car scheme, allowing foreign manufacturers to select different licensed importer.	WTO Document WT/TPR/OV/W/3 of 14 June 2010.	

Country/ Member State	Measure	Source/Date	Status
Israel	Initiation on 13 January 2010 of anti-dumping investigation on imports of paper cups (HS 4823.69) from China.	WTO Document G/ADP/N/202/ISR of 18 October 2010.	
Israel	Initiation on 18 March 2010 of anti-dumping investigation on imports of elbow butt pipe fittings (HS 7307.93; 7307.99) from China.	WTO Document G/ADP/N/202/ISR of 18 October 2010.	
Israel	Initiation on 18 April 2010 of anti-dumping investigation on imports of MDF and chipboard boards (HS 4410.11; 4411.14) from Portugal and Spain.	WTO Document G/ADP/N/202/ISR of 18 October 2010.	
Israel	Termination on 27 May 2010 of anti-dumping duties on imports of elbow butt pipe fittings (HS 7307.93; 7307.99) from China (imposed on 24 August 1999).	WTO Document G/ADP/N/202/ISR of 18 October 2010.	
Israel	Initiation on 9 June 2010 of anti-dumping investigation on imports of non-woven floor and cleaning cloths (HS 6307.10) from Germany.	WTO Document G/ADP/N/202/ISR of 18 October 2010.	
Jamaica	Initiation on 26 November 2009 of anti-dumping investigation on imports of ordinary portland grey cement and portland blast furnace slag blended cement (HS 2523.29; 2523.91) from the United States.	WTO Documents G/ADP/N/195/JAM of 26 April 2010 and WT/TPR/OV/W/3 of 14 June 2010.	
Jamaica	Initiation on 30 April 2010 of anti-dumping investigation on imports of ordinary portland grey cement (HS 2523.29) from the Dominican Republic.	WTO Document G/ADP/N/202/JAM of 23 July 2010.	
Japan	Reduction of applied import tariffs on 10 tariff lines including products such as industrial alcohol and petroleum products (HS 2207.10; 2710.11; 2710.19), as part of a multi-year planned progressive tariff cuts.	WTO Document WT/TPR/OV/W/3 of 14 June 2010.	
Japan	The Postal Reform Bill was approved by the Cabinet on 30 April 2010. Its main contents were: (i) Japan Post Group to be reorganized from 5 to 3 companies; (ii) to ensure universal services such as postal services, savings, and life insurances, to be integrally available at post offices in a simple and user-friendly manner; and (iii) to ensure that Japan Post Group be able to provide postal services equally and universally throughout the country. The Japanese government intends to ensure the consistency with its GATS and other international agreements in the future operation, and relevant laws and regulations.	Permanent Delegation of Japan to the WTO (10 October 2010) and WTO Document WT/TPR/OV/W/3 of 14 June 2010.	On 8 October 2010 the Cabinet approved a revised Bill.
Jordan	Termination on 18 February 2010 of safeguard duties on imports of footwear (HS 6401; 6402; 6403; 6404; 6405; except 6402.12 and 6403.12) (imposed on 19 February 2007).	WTO Documents G/SG/N/10/JOR/6/Suppl.2 of 13 January 2010 and WT/TPR/OV/W/3 of 14 June 2010.	
Jordan	Termination (without measure) on 5 October 2010 of safeguard investigation on imports of clinker (HS 2523.10.00) (initiated on 16 September 2010).	WTO Documents G/SG/N/6/JOR/15 of 27 September 2010 and G/SG/N/9/JOR/9 of 13 October 2010.	
Korea, Rep. of	Termination on 22 November 2009 of anti-dumping duties on imports of guide hole puncher (HS 8462.41; 8462.49) from Japan (imposed on 23 November 2006).	WTO Documents G/ADP/N/195/KOR of 6 April 2010 and WT/TPR/OV/W/3 of 14 June 2010.	

Country/ Member State	Measure	Source/Date	Status
Korea, Rep. of	Termination on 11 December 2009 of anti-dumping duties on imports of polyvinyl alcohol (HS 3905.30; 3905.91) from China, Singapore, and the United States (imposed on 12 December 2006).	WTO Documents G/ADP/N/195/KOR of 6 April 2010 and WT/TPR/OV/W/3 of 14 June 2010.	
Korea, Rep. of	Termination on 19 December 2009 of anti-dumping duties on imports of PVC plate (HS 3917.39; 3919.19; 3920.49; 3921.12; 3921.90) from Japan (imposed on 20 December 2004).	WTO Documents G/ADP/N/195/KOR of 6 April 2010 and WT/TPR/OV/W/3 of 14 June 2010.	
Korea, Rep. of	Reduction of import tariffs "base duty rate" (from 40% to 35%) for refined sugar (HS 1701.91; 1701.99), as from 1 January 2010.	WTO Document WT/TPR/OV/W/3 of 14 June 2010.	
Korea, Rep. of	Initiation on 4 March 2010 of anti-dumping investigation on imports of plywood (HS 4412.31; 4412.32) from Malaysia.	WTO Document G/ADP/N/202/KOR of 5 October 2010.	
Korea, Rep. of	"Framework Act on Low Carbon and Green Growth" aiming at cutting energy consumption and greenhouse gas emissions, encouraging Korean government agencies to purchase energy efficient products.	Permanent Delegation of Korea to the WTO (April 2010).	
Korea, Rep. of	Termination on 17 April 2010 of anti-dumping duties on imports of industrial robot with 6-axis vertical multi-articulation structure (HS 8479.50; 8515.21; 8515.31) from Japan (imposed on 18 April 2005).	WTO Document G/ADP/N/202/KOR of 5 October 2010.	
Korea, Rep. of	Initiation on 6 May 2010 of anti-dumping investigation on imports of stainless steel plate (HS 7219.21; 7219.22) from Japan.	WTO Documents G/ADP/N/202/KOR of 5 October 2010 and WT/TPR/OV/W/3 of 14 June 2010.	
Korea, Rep. of	Termination (without measure) on 16 June 2010 of anti-dumping investigation on imports of propylene oxide (HS 2910.20) from Japan (initiated on 29 January 2010).	WTO Document G/ADP/N/202/KOR of 5 October 2010.	
Macedonia	Elimination of import tariffs (from 13% to zero) on certain ceramic products used in the car industry (HS 6909.11.00; 6909.12.00; 6909.19.00).	Permanent Delegation of Macedonia to the UN (5 November 2010).	Effective 12 April 2010.
Macedonia	Reduction of import tariffs (from 10% to 5%) on 19 tariff lines (used cars: 8703.21.90; 8703.22.90; 8703.23.19; 8703.23.90; 8703.24.90; 8703.31.90; 8703.32.19; 8703.32.90; 8703.33.19; 8703.33.90).	Permanent Delegation of Macedonia to the UN (5 November 2010).	Effective 12 April 2010.
Malaysia	Elimination of import tariffs on certain products such as golf cars and buggies (HS 8703.10.00) as from 1 April 2010; and polystyrene resin (HS 3903.19.91) as from 30 April 2010.	WTO Document WT/TPR/OV/W/3 of 14 June 2010.	
Malaysia	Exemption of import tariffs on completely built-up hybrid cars "CBU", and reduction (50%) of the excise duty, for the period 1 January 2010 to 31 December 2010.	WTO Document WT/TPR/OV/W/3 of 14 June 2010.	
Malaysia	Termination on 3 February 2010 (expiry without review) of anti-dumping duties on imports of maleic anhydride from Indonesia, Korea, and Chinese Taipei (imposed on 4 February 2005).	WTO Document G/ADP/N/202/MYS of 8 September 2010.	

Country/ Member State	Measure	Source/Date	Status
Mexico	Unilateral gradual tariff reduction on 97% of manufactured goods. This reduction will take place in 5 annual phases. By 2013 the average applied tariff should be 4.3%; 63% of tariff lines should be duty-free. Average tariff on manufactured goods fell from 10.6% in 2008 to 8.3% in 2009, and to 5.2% as of 1 January 2010.	WTO Document WT/TPR/OV/W/3 of 14 June 2010.	Second phase took place on 1 January 2010.
Mexico	Termination on 18 November 2009 of anti-dumping duties on imports of monobutyl ether (HS 2909.43.01) from the United States (imposed on 30 May 2008).	WTO Documents G/ADP/N/195/MEX of 25 March 2010 and WT/TPR/OV/W/3 of 14 June 2010.	
Mexico	Termination on 3 March 2010 of anti-dumping duties on imports of apples (HS 0808.10.01) from the United States (imposed on 13 August 2002).	WTO Document G/ADP/N/202/MEX of 14 September 2010.	
Mexico	Increase of tariff-free import quota for toys (HS 9503.00; 9504.30; 9504.40; 9504.90; 9505.90; 9506.56.99; 9506.62.01; 9506.69; 9506.70; 9506.99).	WTO Document WT/TPR/OV/W/3 of 14 June 2010.	Effective as from 26 March 2010 until 31 December 2014.
Mexico	Initiation on 21 April 2010 of anti-dumping investigation on imports of woven fabrics of cotton "denim" (HS 5209.42.01; 5209.42.99; 5211.42.01; 5211.42.99) from China.	WTO Documents G/ADP/N/202/MEX of 14 September 2010 and WT/TPR/OV/W/3 of 14 June 2010.	
Mexico	Initiation on 3 July 2010 of safeguard investigation on imports of spiral-welded steel pipes and tubes of 30 inches in diameter and 11.5 metres in length, manufactured in accordance with the specifications of American Petroleum Institute (API), Standard API 5L (HS 7305.19.01).	WTO Document G/SG/N/6/MEX/2 of 19 July 2010.	
Mexico	Federal Programme "Programa de Regulación Base Cero" aimed at reducing and/or eliminating unnecessary trade procedures, as well as facilitate customs formalities, as from January 2010. Further trade facilitating measures implemented on 17 August 2010.	Permanent Delegation of Mexico to the WTO (8 October 2010).	
Morocco	Initiation on 19 July 2010 of safeguard investigation on imports of woven carpets, machine-made from man-made or other textile materials, whether or not of pile construction and whether or not made up (HS 5702.32.00; 5702.39.00; 5702.42.00; 5702.49.00; 5702.52.00; 5702.59.00; 5702.92.00; 5702.99.00; 5705.00).	WTO Document G/SG/N/6/MAR/6 of 24 August 2010.	
Morocco	Termination (withdrawal of application) on 6 August 2010 of safeguard investigation on imports of polyvinyl chloride (PVC) (HS 3904.10.90; 3904.21.90; 3904.22.90) (initiated on 10 August 2009).	WTO Document G/SG/N/9/MAR/2 of 21 September 2010.	
Pakistan	As from 25 November 2009, exports of cotton yarn have been monitored through a system of registration to be notified to the Trade Development Authority.	WTO Document WT/TPR/OV/W/3 of 14 June 2010.	Registration requirement eliminated.
Pakistan	Exemption of import tariffs on cotton yarn (other than sewing thread), containing 85% or more by weight of cotton, not put up for retail sale (HS 5205), and cotton yarn (other than sewing thread), containing less than 85% by weight of cotton, not put up for retail sale (HS 5206).	WTO Document WT/TPR/OV/W/3 of 14 June 2010.	Effective 6 January 2010.

Country/ Member State	Measure	Source/Date	Status
Pakistan	New export procedures for wheat (HS 1001). Exports are limited to a cumulative ceiling of 200,000 metric tonnes (MT). Exports fixed at a minimum quantity of 50 MT and a maximum of 500 MT per contract.	WTO Document WT/TPR/OV/W/3 of 14 June 2010.	Effective 8 February 2010.
Pakistan	Temporary additional levy "regulatory duty (25%)", imposed on a temporary basis, on exports of copper and aluminium waste and scrap for bars rods, ingots, slabs and billets (HS 7404; 7602).	WTO Document WT/TPR/OV/W/3 of 14 June 2010.	Effective 13 March 2010 until 30 June 2010.
Pakistan	Additional levy "regulatory duty (5%)", imposed on a temporary basis, on imports of pigment and acrylic thickener (HS 3906.90.30; 3906.90.40).	WTO Document WT/TPR/OV/W/3 of 14 June 2010.	Effective 29 March 2010.
Pakistan	Exemption of import tariffs on new motor cars of engine capacity not exceeding 1,350 cc fitted with special gadgets for disabled persons (HS 8703.21.19; 8703.21.99; 8703.22.20; 8703.31.12; 8703.31.29; 8703.31.39).	Permanent Delegation of Pakistan to the WTO (11 October 2010).	Effective 27 April 2010.
Pakistan	Temporary export restrictions (quota of 35 million kg/month) of all types of yarn, for the period 1 March 2010 to 30 June 2010.	WTO Document WT/TPR/OV/W/3 of 14 June 2010.	Withdrawn on 12 May 2010.
Pakistan	Additional levy "regulatory duty (15%)", imposed on a temporary basis, on exports of all types of yarn.	WTO Document WT/TPR/OV/W/3 of 14 June 2010.	Effective 13 May 2010.
Pakistan	Reduction of import tariffs (to 5%) on pharmaceutical products (HS 2335.00.90; 2933.59.90; 3501.90.00; 3824.90.99).	Permanent Delegation of Pakistan to the WTO (11 October 2010).	Effective 5 June 2010.
Pakistan	Amendments to Notification No. S.R.O. 575(I)/2006, in some cases resulting in an exemption of import tariffs on products such as rice whitener (HS 8437.80.00); milk filters (HS 8421.39.90); LPG dispensers (HS 8413.11.00); road sweeping lorries (HS 8705.90.00); pyranometers and accessories for solar data collection (HS 9030.89.00); solar chargers (HS 8504.40.20); remote control for solar charge controller (HS 8543.70.10); and wind water pump (HS 8413.81.90).	Notification S.R.O. 394(I)/210 - Ministry of Finance, Revenue and Economic Affairs - Revenue Division (5 June 2010).	Effective 6 June 2010.
Pakistan	Amendments to Notification No. S.R.O. 576(I)/2006, in some cases resulting in an exemption of import tariffs on products such as protacine (HS 2933.59.90); celecoxib (HS 2935.00.90); sodium casinate (HS 3501.90.00); and activated glucuronate (HS 3824.90.99).	Notification S.R.O. 391(I)/210 - Ministry of Finance, Revenue and Economic Affairs - Revenue Division (5 June 2010).	Effective 6 June 2010.
Pakistan	Amendments to Notification No. S.R.O. 565(I)/2006, in some cases resulting in an exemption of import tariffs on products such as electro galvanized steel sheet (HS 7210.30.90); coconut acid oil (HS 3823.19.90); palma display panel and liquid crystal display (HS 7318; 8518; 8529; 8534); diode (HS 8541.10.00); transistor (HS 8541.29.00); resistor (HS 8533.10.00); torridal (HS 8505.19.00); and ferrite core with bobbin (HS 8505.90.00).	Notification S.R.O. 392(I)/210 - Ministry of Finance, Revenue and Economic Affairs - Revenue Division (5 June 2010).	Effective 6 June 2010.

Country/ Member State	Measure	Source/Date	Status
Pakistan	Reduction of import tariffs (from 5% to zero) on a number of products such as buffaloes (HS 0102.90.10), bulls (HS 0102.90.20), cows (HS 0102.90.30), oxen (HS 0102.90.40), photographic plates and films for X-ray (HS 3701.10.00), and silk yarn not put up for retail sale (HS 5004.00.00); (from PRs 9,000/MT to PRs 8,000/MT) (US\$105/MT to US\$93/MT) on crude palm oil (HS 1511.10.00); (from 25% to 20%) on glucose and glucose syrups (HS 1702.30.00); and (from 10% to 5%) on other ceramic colours (HS 3207.10.90).	Permanent Delegation of Pakistan to the WTO (11 October 2010).	Effective 6 June 2010.
Pakistan	Increase of import tariffs (from 15% to 20%) on a number of products such as glucose and other glucose syrup (HS 1702.40.00; 1702.60.00), (from zero to 5%) on ceramic colours (HS 3207.10.20), and (from 10% to 15%) on shoe adhesives (HS 3506.91.10).	Permanent Delegation of Pakistan to the WTO (11 October 2010).	Effective 6 June 2010.
Pakistan	Reduction of import tariffs (to 3%) on pure terephthalic acid (HS 2917.36.10).	Permanent Delegation of Pakistan to the WTO (11 October 2010).	Effective 27 July 2010.
Pakistan	Increase of import tariffs (to 9%) on polyethylene terephthalate (PET) bottle grade (HS 3907.60.20); and (to 10%) on certain products such as yarn of polyesters (HS 5402.20.00; 5402.46.00; 5402.47.00; 5402.52.00; 5402.62.00; 5509.21.00; 5509.22.00), and synthetic staple fibers (HS 5509.51.00; 5509.52.00; 5509.53.00; 5509.59.00; 5511.10.00; 5511.20.00).	Permanent Delegation of Pakistan to the WTO (11 October 2010).	Effective 27 July 2010.
Pakistan	Increase of import tariffs (to 10%) on textured yarn of polyesters (HS 5402.20.00; 5402.46.00; 5402.47.00; 5402.52.00; 5402.62.00; 5509.21.00; 5509.22.00).	Permanent Delegation of Pakistan to the WTO (11 October 2010).	Effective 26 August 2010.
Pakistan	Exemption of import tariffs on items for manufacturing agriculture diesel engines (HS 8409.99.99).	Permanent Delegation of Pakistan to the WTO (11 October 2010).	Effective 31 August 2010.
Pakistan	Elimination of import tariffs (25%) on raw sugar (HS 1701.11.00; 1701.12.00).	Permanent Delegation of Pakistan to the WTO (20 October 2010).	
Paraguay	Termination on 4 February 2010 of anti-dumping duties on imports of ordinary cement (NCM 2523.29.10) from Brazil (imposed on 20 October 2004).	WTO Documents G/ADP/N/202/PRY of 4 October 2010 and WT/TPR/OV/W/3 of 14 June 2010.	
Peru	Termination on 8 November 2009 of anti-dumping duties on imports of sandals and flip-flops (HS 6402.19; 6402.20; 6402.91; 6402.99; 6403.91; 6403.99; 6404.11; 6404.19; 6404.20; 6405.10; 6405.90) from Chinese Taipei (imposed on 31 January 2000).	WTO Document G/ADP/N/195/PER of 7 April 2010.	
Peru	Initiation on 8 November 2009 of anti-dumping investigation on imports of woven fabrics of polyester fibres, mixed mainly or solely with viscose rayon staple fibres (HS 5515.11.00) from India.	Permanent Delegation of Peru to the WTO, and WTO Documents G/ADP/N/202/PER of 22 September 2010 and WT/TPR/OV/W/3 of 14 June 2010.	

Country/ Member State	Measure	Source/Date	Status
Peru	Termination (automatic expiry after five-year imposition period) on 6 December 2009 of anti-dumping duties on imports of stainless steel articles: pots, frying pans and saucepans (HS 7323.93.10) from China, India, and Chinese Taipei (imposed on 4 December 2004).	WTO Documents G/ADP/N/195/PER of 7 April 2010 and WT/TPR/OV/W/3 of 14 June 2010.	
Peru	Termination (without measure) on 8 August 2010 of anti-dumping investigation on imports of plain weave fabrics, unbleached, bleached or dyed (HS 5208.11; 5208.12; 5208.21; 5208.22; 5208.31; 5208.32; 5210.11; 5210.21; 5210.31; 5512.11; 5512.19; 5513.11; 5513.21) from China (initiated on 11 February 2009).	Permanent Delegation of Peru to the WTO (11 October 2010).	
Philippines	Initiation on 15 November 2009 of safeguard investigation on imports of testliner board (HS 4805.24; 4805.25).	WTO Documents G/SG/N/6/PHL/8 of 14 December 2009 and WT/TPR/OV/W/3 of 14 June 2010.	
Philippines	Termination (automatic expiration) on 8 December 2009 of safeguard duties on imports of glass mirrors (copper-based) (HS 7009.91.00; 7009.92.00) (imposed on 4 December 2006).	WTO Documents G/SG/N/14/PHL/4/Suppl.4 of 23 April 2010 and WT/TPR/OV/W/3 of 14 June 2010.	
Russian Federation	Temporary specific import tariffs (€0.07/kg (US\$0.10/kg)) on top of current import duty (15%) on caustic soda (HS 2815.11.00).	WTO Document WT/TPR/OV/W/3 of 14 June 2010.	Measure implemented in September 2009 and abolished in January 2010.
Russian Federation	Temporary increase of import tariffs (from zero to 5%) on water boilers, internal combustion engines, air and vacuum pumps (HS Chapter 84).	WTO Document WT/TPR/OV/W/3 of 14 June 2010.	Measure implemented in October 2009 and abolished in January 2010.
Russian Federation	Temporary introduction of import tariffs on polyvinylchloride (from 10% to 15%), but not less than €0.12/kg (US\$0.17/kg) (HS 3904.10.00).	WTO Document WT/TPR/OV/W/3 of 14 June 2010.	Measure implemented in October 2009 and abolished in January 2010.
Russian Federation	Temporary increase of import tariffs (from zero to 10%) on certain type of pumps (HS 8414.60.00).	WTO Document WT/TPR/OV/W/3 of 14 June 2010.	Measure implemented in November 2009 and abolished in January 2010.
Russian Federation	Temporary increase of import tariffs on snowmobiles (from 5% to 10%) (HS 8703.10.11).	WTO Document WT/TPR/OV/W/3 of 14 June 2010.	Measure implemented in October 2009 and abolished in January 2010.
Russian Federation	Increase of export duty (from 5% to 20%) on certain magnesium scrap, but not less than €138/tonne (US\$193/tonne) (HS 8104.20.00).	WTO Document WT/TPR/OV/W/3 of 14 June 2010.	Effective 8 November 2009.
Russian Federation	Prolongation of the temporary elimination of import tariffs for natural rubber (HS 4001.22.00; 4001.29.00).	WTO Document WT/TPR/OV/W/3 of 14 June 2010.	Effective 16 November 2009.
Russian Federation	Temporary reduction of import tariffs on stamping machines with programmed numerical control (from 10% to duty-free) (HS 8462.10.10).	WTO Document WT/TPR/OV/W/3 of 14 June 2010.	Measure implemented in December 2009 and abolished in January 2010.
Russian Federation	Increase of import tariffs on rice and milling products (HS 1006.10; 1006.40; 1103.19.50; 1103.20.50; 1104.19.91; 1108.19.10) (from €0.07/kg to €0.12/kg (US\$0.10/kg to US\$0.17/kg)).	WTO Document WT/TPR/OV/W/3 of 14 June 2010.	Effective 10 December 2009.

Country/ Member State	Measure	Source/Date	Status
Russian Federation	Reduction of import tariffs on drops for eye lens (from 15% to 5%) (HS 3307.90.00).	WTO Document WT/TPR/OV/W/3 of 14 June 2010.	Effective December 2009.
Russian Federation	Elimination of import tariffs on polystyrene (HS 3903.11.00).	WTO Document WT/TPR/OV/W/3 of 14 June 2010.	Effective 20 December 2009.
Russian Federation	Reduction on import tariffs (from 20% to 15%) on certain types of corrosion-resistant pipes (HS 7304.11; 7304.41; 7304.49; 7306.11; 7306.40).	WTO Document WT/TPR/OV/W/3 of 14 June 2010.	No longer applicable. Safeguard measure (28.1%) imposed on 2 November 2009 until 1 November 2011.
Russian Federation	Increase of import tariffs on live pigs (from 5% to 40%, but not less than €0.5/kg (US\$0.7/kg)) (HS 0103.91; 0103.92).	WTO Document WT/TPR/OV/W/3 of 14 June 2010.	Effective 1 January 2010.
Russian Federation	Introduction of export tariffs on nickel (5%) (HS 7502.10.00).	WTO Document WT/TPR/OV/W/3 of 14 June 2010.	Effective 27 January 2010.
Russian Federation	Increase of import tariffs on one special type of polycarbonates (from zero to 5%) (HS 3907.40.00).	WTO Document WT/TPR/OV/W/3 of 14 June 2010.	Effective February 2010.
Russian Federation	Temporary increase of import tariffs (up to 15%) on certain types of flat metals, and certain types of ferrous metal pipes (up to 15-20%) (HS 7213, 7214, 7216, 7219, 7220, 7227, 7228, 7303, 7304, 7305, 7306).	WTO Document WT/TPR/OV/W/3 of 14 June 2010.	Effective from 9 February 2010 until November 2010.
Russian Federation	New Decree "Food Security Doctrine" aiming at guaranteeing food security and the development of the domestic food production sector. It stipulates specific weight criteria of domestic production which is used for estimation of the level of food security (based on FAO recommendations). Specific weight is stipulate at the level of 95% for grain and potatoes, no less than 90% for milk, no less than 85% for meat and salt, and no less than 80% for sugar and seafood.	WTO Document WT/TPR/OV/W/3 of 14 June 2010.	
Russian Federation	Reduction of US import quotas for the year 2010 for poultry (from 750,000 to 600,000 tonnes) (HS 0105; 0207) and pork (from 100,000 to 57,500 tonnes) (HS 0203).	WTO Document WT/TPR/OV/W/3 of 14 June 2010.	
Russian Federation	Increase of US import quotas for the year 2010 for beef (from 18,500 to 21,700 tonnes) (HS 0202).	WTO Document WT/TPR/OV/W/3 of 14 June 2010.	
Russian Federation	Extension of duty-free access for certain metal processing equipments (HS 8455.22).	WTO Document WT/TPR/OV/W/3 of 14 June 2010.	Measure taken on a permanent basis.
Russian Federation	Prolongation in January 2010 of the temporary import tariff increase on butter and certain types of dairy products (by €0.35/kg up to €0.4/kg (US\$0.49/kg to US\$0.56/kg)); and milk and dairy cream (by 5% up to 25%).	WTO Document WT/TPR/OV/W/3 of 14 June 2010.	Measure taken on a permanent basis.
Russian Federation	Prolongation in November 2009 of the temporary import tariff increase on wheat and silo harvesters (from 5% to 15%, but not less than €120/kw (US\$168/kw)) (HS 8433.51.00; 8433.59).	WTO Document WT/TPR/OV/W/3 of 14 June 2010.	
Russian Federation	Prolongation in December 2009 of the temporary import tariff increase on soy oil meal (from zero to 5%) (HS 2304.00.00).	WTO Document WT/TPR/OV/W/3 of 14 June 2010.	
Russian Federation	Prolongation in November 2009 of the import tariff elimination on certain types of high-speed trains (HS 8603.10.00; 8605.00.00).	WTO Document WT/TPR/OV/W/3 of 14 June 2010.	

Country/ Member State	Measure	Source/Date	Status
Russian Federation	Elimination in January 2010 of the temporary specific import tariff component (not less than €1.6/unit (US\$2.2/unit)) on top of current import duty (20%) on tableware (HS 8211.91.30; 8215.20.10; 8215.99.10). Current ad valorem tariff reduced to 15%.	WTO Document WT/TPR/OV/W/3 of 14 June 2010.	
Russian Federation	Modification in import tariffs on articles of apparel, clothing accessories (HS 4303.10.10) (20% but not less than €50/unit (US\$70/unit)) and other articles of furskin (from 10% but not less than €50/unit (US\$70/unit)) (HS 4303.10.90).	WTO Document WT/TPR/OV/W/3 of 14 June 2010.	
Russian Federation	Initiation on 11 March 2010 of safeguard investigation on imports of caramel (HS 1704.90.71; 1704.90.75; 1806.90.50).	WTO Document WT/TPR/OV/W/3 of 14 June 2010.	
Russian Federation	Elimination of import restrictions on pork from 11 US slaughter plants, participating in an "export verification programme".	WTO Document WT/TPR/OV/W/3 of 14 June 2010.	
Russian Federation	Implementation of measures aimed at facilitating the imports of meat from Paraguay.	WTO Document WT/TPR/OV/W/3 of 14 June 2010.	
Russian Federation	Elimination of import restrictions on certain bovine meat (HS 0201; 0202) from several EU countries.	Permanent Delegation of the Russian Federation (11 October 2010).	Effective 29 April 2010.
Russian Federation	Modification of export tariffs (from €100/m ³ (US\$140/m ³) to 25%, but not less than €15/m ³ (US\$21/m ³)) for certain types of wood chips (HS 4403.10.00).	Permanent Delegation of the Russian Federation (11 October 2010).	Effective 21 July 2010.
Russian Federation	Elimination of import restrictions on pork (HS 0203) from France, the Netherlands, and the United States.	Permanent Delegation of the Russian Federation (11 October 2010).	Effective September 2010.
Russian Federation	Local content requirement obligations and 15% price preference for domestically telecom equipments.	Permanent Delegation of the Russian Federation (20 October 2010).	
Russian Federation	Temporary ban on exports of certain crops such as wheat (HS 1001.10), barley (HS 1003), rye (HS 1002), and maize (HS 1005), from 15 August 2010 to 31 December 2010. Export ban duration extended until November 2011.	Permanent Delegation of the Russian Federation (20 October 2010).	Decree No. 654 was adopted on 30 August 2010, authorizing some limited grain exports before the end of 2010.
Russian Federation	Decree No. 1173 regulating the exports and imports of precious metals and gems. Traders are allowed to export only if they supply a sufficient amount to the State Reserves. Belarus and Kazakhstan (Custom Union members) are exempted.	Permanent Delegation of the Russian Federation (20 October 2010).	
Saudi Arabia	Re-imposition of import tariffs (5%) for imports of steel (HS 7213; 7214; 7215), as from January 2010. Imports from Gulf Cooperation Council members exempted.	WTO Document WT/TPR/OV/W/3 of 14 June 2010.	
Serbia	Import ban (and transit) of live pigs and pork products (HS 0103; 0203; 0206.41; 0206.49; 0209.00.11; 0209.00.30; 0210.11; 0210.12; 0210.19; 0210.99.41; 0210.99.49; 0210.99.90; 0502; 0504) originating from North and Latin America (A(H1N1) Flu related).	WTO Document WT/TPR/OV/W/3 of 14 June 2010.	The ban was lifted on 25 March 2010.
South Africa	Termination (without measure) on 6 November 2009 of countervailing investigation on imports of stainless steel sinks (HS 7324.10) from Malaysia (initiated on 25 July 2008).	WTO Documents G/SCM/N/203/ZAF of 9 February 2010 and WT/TPR/OV/W/3 of 14 June 2010.	

Country/ Member State	Measure	Source/Date	Status
South Africa	Termination on 27 November 2009 of anti-dumping duties on imports of acrylic fabrics (HS 5512; 5515; 5801) from Turkey (imposed in November 2004).	WTO Documents G/ADP/N/195/ZAF of 5 February 2010 and WT/TPR/OV/W/3 of 14 June 2010.	
South Africa	Increase of import tariffs on wheat and meslin (HS 1001.90) (from zero to R 0.1407/kg (US\$0.02/kg)) and wheat or meslin flour (HS 1101.00) (from zero to R 0.211/kg (US\$0.03/kg)). Imports from Southern African Development Community (SADC) members exempted.	Government Gazette No. 33140 - No. R. 341 (30 April 2010) and WTO Document WT/TPR/OV/W/3 of 14 June 2010.	
Separate Customs Territory of Taiwan, Penghu, Kinmen and Matsu	Initiation on 8 December 2009 of anti-dumping investigation on imports of benzoyl peroxide (BPO) (HS 2916.32.10) from China.	WTO Documents G/ADP/N/202/TPKM of 23 July 2010 and WT/TPR/OV/W/3 of 14 June 2010.	Provisional duty imposed on 20 May 2010.
Separate Customs Territory of Taiwan, Penghu, Kinmen and Matsu	Initiation on 6 February 2010 of anti-dumping investigation on imports of sodium formaldehyde sulfoxylate (HS 2831.10.20; 2831.90.00) from China.	WTO Documents G/ADP/N/202/TPKM of 23 July 2010 and WT/TPR/OV/W/3 of 14 June 2010.	
Separate Customs Territory of Taiwan, Penghu, Kinmen and Matsu	Temporary reduction of import tariffs for certain products such as butter (HS 0405.10.00; 0405.90.10), brewing or distilling dregs and waste (HS 2303.30.00), potatoes (HS 0701.90.00), monitors (HS 8528.59.10; 8528.59.20), natural gas buses (HS 8702.90.10), and frames and mountings for spectacles (HS 9003.11.00; 9003.19.20; 9003.19.30; 9003.19.90; 9003.90.00; 9004.10.00).	Permanent Delegation of the Separate Customs Territory of Taiwan, Penghu, Kinmen and Matsu to the WTO (20 October 2010).	Effective as from 1 June 2010 until 30 November 2010.
Separate Customs Territory of Taiwan, Penghu, Kinmen and Matsu	Reduction of import tariffs for certain products such as liquid crystal displays (LCD) (HS 8528.59.10; 8528.59.20) (from 10% to zero); electro-phoretic displays (EPD) (HS 8543.90.50) (from 2.5% to zero); interchangeable lens for cameras (HS 9002.11.10) (from 5% to zero); hybrid buses (HS 8702.10.30), and auto parts for ambulances and vehicles for disabled people (HS 8708.10.00; 8708.21.00; 8708.29.20; 8708.29.90; 8708.30.10; 8708.30.20; 8708.30.91; 8708.30.92; 8708.30.99; 8708.40.10; 8708.40.20; 8708.40.80) (to zero).	Permanent Delegation of the Separate Customs Territory of Taiwan, Penghu, Kinmen and Matsu to the WTO (20 October 2010).	Effective 17 June 2010.
Separate Customs Territory of Taiwan, Penghu, Kinmen and Matsu	Tax reduction for certain rice wine (HS 2103.90.90), under an amendment to the Tobacco and Alcohol Tax Act, categorizing it as new added category "cooking rice wine". The amendment also applies to imported cooking rice wine.	Permanent Delegation of the Separate Customs Territory of Taiwan, Penghu, Kinmen and Matsu to the WTO (20 October 2010).	
Separate Customs Territory of Taiwan, Penghu, Kinmen and Matsu	Increase quota (from 880 to 1,776 tonnes) for deboned beef imports (HS 0201.30.90) from Paraguay.	Permanent Delegation of the Separate Customs Territory of Taiwan, Penghu, Kinmen and Matsu to the WTO (20 October 2010).	
Switzerland	Export refunds for cream (HS 0401.30.20) (temporarily introduced in January 2009).	WTO Document WT/TPR/OV/W/3 of 14 June 2010.	Export refunds abolished on 4 January 2010.
Switzerland	Export refunds for live animals (HS 0101.10; 0102.10; 0104.10; 0104.20).	WTO Document WT/TPR/OV/W/3 of 14 June 2010.	Export refunds abolished on 4 January 2010.

Country/ Member State	Measure	Source/Date	Status
Thailand	Initiation on 3 December 2009 of anti-dumping investigation on imports of unglazed/glazed ceramic flags and paving, hearth or wall tiles; unglazed/glazed ceramic mosaic cubes and like, whether or not on the backing (HS 6907.10; 6907.90; 6908.10; 6908.90) from China.	WTO Document G/ADP/N/202/THA of 23 September 2010.	
Thailand	Initiation on 16 June 2010 of anti-dumping investigation on imports of flat hot rolled in coils and not in coils (HS 7208.10; 7208.25; 7208.26; 7208.27; 7208.36; 7208.37; 7208.38; 7208.39; 7208.40; 7208.51; 7208.52; 7208.53; 7208.54; 7208.90; 7211.13; 7211.14; 7211.19) from China and Malaysia.	WTO Document G/ADP/N/202/THA of 23 September 2010.	
Turkey	Termination (no application for sunset review) on 20 November 2009 of anti-dumping duties on imports of polyester synthetic staple fibres (HS 5503.20) from Belarus (imposed on 20 November 2004).	WTO Documents G/ADP/N/195/TUR/Rev.1 of 21 April 2010 and WT/TPR/OV/W/3 of 14 June 2010.	
Turkey	Reduction of import tariffs for buckwheat (HS 1008.10) (from 130% to 40%) and for millet (HS 1008.20) (from 130% to 80%), as from 1 January 2010.	WTO Document WT/TPR/OV/W/3 of 14 June 2010.	
Turkey	Increase of import tariffs (from zero to 34% for EU Members and to 37% for non-EU Members) for bream fish (HS 0301.99.80), as from 1 January 2010.	WTO Document WT/TPR/OV/W/3 of 14 June 2010.	
Turkey	Initiation on 22 January 2010 of anti-dumping investigation on imports of glass fibre reinforcement materials (HS 7019) from China.	WTO Document WT/TPR/OV/W/3 of 14 June 2010.	
Turkey	Termination on 26 February of safeguard duties on imports of salt and pure sodium chloride (except sea water and salt liquors; and the salt suitable for human consumption) (HS 2501.00.31; 2501.00.51; 2501.00.99) (imposed on 10 August 2006).	WTO Document G/SG/N/10/TUR/5 of 12 July 2006.	
Turkey	Requirement for reciprocity for good manufacturing practices certificates to be submitted for receiving market authorization for pharmaceutical products, as from 1 March 2010.	WTO Document WT/TPR/OV/W/3 of 14 June 2010.	
Turkey	Reduction of import tariffs (from 135% to 20-40%) for certain live bovine animals (HS 0102) and sheep (HS 0104); and for bovine meat (HS 0202) (from 225% to 30%), as from August 2010.	Permanent Delegation of Turkey to the WTO (8 October 2010).	
Turkey	Termination on 28 July 2010 of anti-dumping duties (definitive) on imports of colour TV receivers with integral picture tube - 174.CHC (HS 8528) from China (imposed on 28 July 2005).	WTO Document G/ADP/N/202/TUR of 6 August 2010 and Permanent Delegation of Turkey to the WTO (8 October 2010).	
Turkey	Termination on 28 July 2010 of anti-dumping duties (definitive) on imports of new pneumatic tyres of rubber for motor cars (HS 4011.10) from China (imposed on 20 August 2005).	WTO Document G/ADP/N/202/TUR of 6 August 2010 and Permanent Delegation of Turkey to the WTO (8 October 2010).	
Turkey	Initiation on 5 August 2010 of anti-dumping investigation on imports of cord wire of base metals (HS 8311.20; 8311.30) from China.	Permanent Delegation of Turkey to the WTO (8 October 2010).	

Country/ Member State	Measure	Source/Date	Status
Ukraine	Termination (without measure) on 16 December 2009 of safeguard investigation on imports of liquid chlorine (HS 2801.10) (initiated on 17 March 2009).	WTO Documents G/SG/N/9/UKR/2 of 12 January 2010 and WT/TPR/OV/W/3 of 14 June 2010.	
Ukraine	Quotas and licensing requirements for imports and exports of certain products such as iron and steel, copper, and aluminium (HS 7201.50.90; 7202.60.00; 7202.91.00; 7202.99.80; 7204.50.00; 7218.10.00; 7401; 7402.00.00; 7403; 7405.00.00; 7406; 7407; 7411; 7414.90.00; 7415.29.00; 7415.39.00; 7418.19.00; 7419; 7601.20.91; 7601.20.99; 7616.99; 7801; 8454.20.00; 8454.90.00).	WTO Document WT/TPR/OV/W/3 of 14 June 2010 and Permanent Delegation of Ukraine to the United Nations (20 October 2010).	Effective 23 December 2009.
Ukraine	Initiation on 3 February 2010 of safeguard investigation on imports of mineral or chemical fertilisers containing three nutrient elements: nitrogen, phosphorus and potassium with a nitrogen content exceeding 10% (HS 3105.20.10).	WTO Documents G/SG/N/6/UKR/5 of 12 February 2010 and WT/TPR/OV/W/3 of 14 June 2010.	
Ukraine	Initiation on 17 February 2010 of safeguard investigation on imports of ferro-manganese containing by weight more than 2% of carbon (except in ferro-manganese granule size not more than 5 mm and the mass fraction of manganese over 65%) and ferro-silico-manganese (HS 7202.11.80; 7202.30).	WTO Documents G/SG/N/6/UKR/6 of 23 February 2010 and WT/TPR/OV/W/3 of 14 June 2010.	
Ukraine	Termination on 1 March 2010 of anti-dumping duties on imports of particle board laminated (HS 4410.19.50) from Poland and Slovak Rep. (imposed on 1 March 2005).	WTO Document G/ADP/N/202/UKR of 24 September 2010.	
Ukraine	Initiation on 20 March 2010 of anti-dumping investigation on imports of new pneumatic tyres of rubber, for motor cars (HS 4011.10.00) from Belarus.	WTO Document G/ADP/N/202/UKR of 24 September 2010.	
Ukraine	Initiation on 6 May 2010 of safeguard investigation on imports of refrigerators, freezers and other equipment for refrigerator or freezer, electric or other types (HS 8418).	WTO Documents G/SG/N/6/UKR/7 of 21 May 2010 and WT/TPR/OV/W/3 of 14 June 2010.	
Ukraine	Initiation on 21 July 2010 of anti-dumping investigation on imports of methanol (HS 2905.11.00) from the Russian Federation.	Permanent Delegation of Ukraine to the United Nations (20 October 2010)	
Ukraine	Imposition on 4 October 2010 of temporary export quotas and licensing requirements on certain agricultural products such as wheat and blend of wheat and rye (meslyn), spelt (HS 1001.10.00; 1001.90.99) (500,000 tonnes), corn (HS 1005) (2,000 tonnes), barley (HS 1003.00.90) (200,000 tonnes), and rye (HS 1002.00.00) and buckwheat (HS 1008.10.00) (1,000 tonnes).	Permanent Delegation of Ukraine to the United Nations (20 October 2010) and Cabinet Resolution No. 938.	Effective until 31 December 2010.
United States	Termination on 5 November 2009 of countervailing duties on imports of ni-resist piston inserts (HS 8409.99) from Argentina and Korea (imposed on 6 July 2009).	Permanent Delegation of the United States to the WTO (20 October 2010) and WTO Document G/SCM/N/203/USA of 18 March 2010.	
United States	Termination (without measure) on 16 November 2009 of anti-dumping investigation on imports of certain standard steel fasteners (HS 7318.15; 7318.16) from China and Chinese Taipei (initiated on 22 October 2009).	WTO Documents G/ADP/N/195/USA of 18 March 2010 and WT/TPR/OV/W/3 of 14 June 2010.	

Country/ Member State	Measure	Source/Date	Status
United States	Termination (without measure) on 16 November 2009 of countervailing investigation on imports of certain standard steel fasteners (HS 7318.15; 7318.16) from China (initiated on 22 October 2009).	WTO Documents G/SCM/N/203/USA of 18 March 2010 and WT/TPR/OV/W/3 of 14 June 2010.	
United States	Initiation on 27 January 2010 of countervailing investigation on imports of steel drill pipe, and steel drill collars, whether or not conforming to American Petroleum Institute (API) or non-API specifications, whether finished or unfinished (including green tubes suitable for drill pipe), without regard to the specific chemistry of the steel, and without regard to length or outer diameter (HS 7304; 8431) from China.	WTO Document G/SCM/N/212/USA of 16 September 2010 and Permanent Delegation of the United States to the WTO (20 October 2010).	Provisional duty imposed on 11 June 2010.
United States	Initiation on 28 January 2010 of anti-dumping investigation on imports of steel drill pipe, and steel drill collars, whether or not conforming to American Petroleum Institute (API) or non-API specifications, whether finished or unfinished (including green tubes suitable for drill pipe), without regard to the specific chemistry of the steel, and without regard to length or outer diameter (HS 7304; 8431) from China.	WTO Documents G/ADP/N/202/USA of 22 September 2010 and WT/TPR/OV/W/3 of 14 June 2010.	
United States	U.S.-Canada Agreement on Government Procurement. The agreement has two major elements. First, it includes permanent and reciprocal commitments under the WTO Government Procurement Agreement (GPA) with respect to provincial, territorial and state procurement. In addition, the agreement provides for additional, reciprocal guarantees of access on a temporary basis. Canada is providing US suppliers with access to construction procurement of a number of provincial and territorial entities (not covered by the GPA) and municipal entities. The United States is providing Canadian suppliers with access to state and local public works projects in seven programmes funded by the American Recovery and Reinvestment Act of 2009 (ARRA). The United States is also offering access to the seven ARRA programmes to the other GPA parties, based on the negotiation of mutually acceptable commitments.	WTO Document WT/TPR/OV/W/3 of 14 June 2010	
United States	Initiation on 27 April 2010 of anti-dumping investigation on imports of certain aluminium extrusions which are shapes and forms produced via an extrusion process of aluminium alloys (HS 7604.21.00; 7604.29.10; 7604.29.30; 7604.29.50; 7608.20.00; 7610.10; 7610.90; 7615.19; 7615.20; 7616.99) from China.	WTO Documents G/ADP/N/202/USA of 22 September 2010 and WT/TPR/OV/W/3 of 14 June 2010.	
United States	Initiation on 27 April 2010 of countervailing investigation on imports of certain aluminium extrusions which are shapes and forms produced via an extrusion process of aluminium alloys (HS 7604.21.00; 7604.29.10; 7604.29.30; 7604.29.50; 7608.20.00; 7610.10; 7610.90; 7615.19; 7615.20; 7616.99) from China.	WTO Documents G/SCM/N/212/USA of 16 September 2010 and WT/TPR/OV/W/3 of 14 June 2010.	

Country/ Member State	Measure	Source/Date	Status
United States	Establishment of an additional in-quota (181,437 metric tonnes raw value MTRV) quantity of the fiscal year 2010 tariff-rate quota (TRQ) for imported raw cane sugar (HS 1701) for the remainder of fiscal year 2010 (30 September 2010) for 27 countries. This quantity is in addition to the minimum amount to which the US is committed pursuant the Uruguay Round Agreements (1,117,195 MTRV).	WTO Documents G/AG/N/USA/71/Add.2 of 5 July 2010 and WT/TPR/OV/W/3 of 14 June 2010	Effective 11 May 2010.
United States	Termination on 30 July 2010 of countervailing duties on imports of welded-wire rack decking produced from carbon or alloy steel wire that has been welded into a mesh pattern (HS 7217.10.10; 7217.10.20; 7217.10.30; 7217.10.40; 7217.10.50; 7217.10.60; 7217.10.70; 7217.10.80; 7217.10.90; 7217.20.15; 7217.20.30; 7217.20.45; 7217.20.60; 7217.20.75; 7326.20.00; 7326.90.10; 7326.90.25; 7326.90.35; 7326.90.45; 7326.90.60; 7326.90.85; 9403.20.00; 9403.90.80) from China (imposed on 9 November 2009).	WTO Document G/SCM/N/203/USA of 18 March 2010 and Permanent Delegation of the United States to the WTO (20 October 2010).	
United States	Termination on 30 July 2010 (without measure) of anti-dumping investigation on imports of welded-wire rack decking produced from carbon or alloy steel wire that has been welded into a mesh pattern (HS 7217.10.10; 7217.10.20; 7217.10.30; 7217.10.40; 7217.10.50; 7217.10.60; 7217.10.70; 7217.10.80; 7217.10.90; 7217.20.15; 7217.20.30; 7217.20.45; 7217.20.60; 7217.20.75; 7326.20.00; 7326.90.10; 7326.90.25; 7326.90.35; 7326.90.45; 7326.90.60; 7326.90.85; 9403.20.00; 9403.90.80) from China (initiated on 2 July 2009).	WTO Document G/ADP/N/188/USA of 18 September 2009 and Permanent Delegation of the United States to the WTO (20 October 2010).	
United States	US Manufacturing Enhancement Act of 2010 "Miscellaneous Tariff Bill" extending until 31 December 2012 temporary suspensions of import tariffs on certain products such as raw materials, chemicals, yarns, and items not manufactured locally.	Permanent Delegation of the United States to the WTO (20 October 2010).	
United States	Extension of the dairy incentive programme for the period July 2010 to June 2011.	Permanent Delegation of the United States to the WTO (20 October 2010).	
United States	Final ruling on the Recovery Act Buy-American Requirements (Federal Acquisition Regulation, replacing an interim Rule), establishing that iron and steel construction materials are exempt from this provision, only when those materials do not consist wholly or predominantly of iron and steel.	Permanent Delegation of the United States to the WTO (20 October 2010).	
Venezuela	Elimination of VAT on imports of equipments and materials used for the production and generation of electricity, for a period of five years. Imports require a prior authorization by the "Ministerio del Poder Popular para la Ciencia, Tecnología e Industrias Intermedias" stipulating no and/or insufficient local production of the imported items. The generation of electricity is also exempted of VAT.	WTO Document WT/TPR/OV/W/3 of 14 June 2010.	

Country/ Member State	Measure	Source/Date	Status
Venezuela	Import prohibition on certain new air conditioning equipment with higher electrical consumption. Import ban on used air conditioning equipment, fridges, and refrigerators (HS 8415).	WTO Document WT/TPR/OV/W/3 of 14 June 2010.	
Venezuela	Authorization of import of certain parts and auto parts under the "Regimen de material de ensamblaje importado para vehículos (MEIV)" (Arancel de aduanas 9801.00; 9802.00; 9803.00; 9804.00; 9806.00) for the assembly of cars. An import tariff of 3% is applied. Imports require a prior authorization by the "Ministerio del Poder Popular de Planificación y Finanzas y para la Ciencia, Tecnología e Industrias Intermedias".	WTO Document WT/TPR/OV/W/3 of 14 June 2010.	Effective 3 May 2010.
Venezuela	Termination on 27 April 2010 of anti-dumping duties on imports of Polyvinyl chloride (PVC) in suspension from the United States (imposed on 7 April 2000).	WTO Document G/ADP/N/202/VEN of 17 August 2010.	
Venezuela	Termination on 26 May 2010 of anti-dumping duties on imports of other footwear with outer soles and uppers of rubber or plastics from China (imposed on 24 April 2000).	WTO Document G/ADP/N/202/VEN of 17 August 2010.	
Venezuela	Termination on 26 May 2010 of anti-dumping duties on imports of footwear with outer soles of rubber, plastics, leather or composition leather and uppers of leather from China (imposed on 24 April 2000).	WTO Document G/ADP/N/202/VEN of 17 August 2010.	
Venezuela	Termination on 26 May 2010 of anti-dumping duties on imports of footwear with outer soles of rubber, plastics, leather or composition leather and uppers of textile materials from China (imposed on 24 April 2000).	WTO Document G/ADP/N/202/VEN of 17 August 2010.	
Venezuela	Termination on 26 May 2010 of anti-dumping duties on imports of other footwear from China (imposed on 24 April 2000).	WTO Document G/ADP/N/202/VEN of 17 August 2010.	
Viet Nam	Termination (without measure) on 23 February 2010 of safeguard investigation on imports of float glass (clear and tinted) with thickness equal or less than 12mm (HS 7005.21.90.00; 7005.29.90.00) (initiated on 29 July 2009).	WTO Documents G/SG/N/9/VNM/1 of 7 April 2010 and WT/TPR/OV/W/3 of 14 June 2010.	

NON-VERIFIED INFORMATION

Country/ Member State	Measure	Source/Date	Status
Algeria	Stricter rules on government procurement for foreign companies, extending preferences for local suppliers. Additional requirements introduced on 11 July 2010.	La Tribune (25 January 2010) and WTO Document WT/TPR/OV/W/3 of 14 June 2010.	
Algeria	New tax levied on "private" imports of durum wheat, as from 21 July 2010.	Grain Market Report GMR No. 402 (29 July 2010).	

Country/ Member State	Measure	Source/Date	Status
Argentina	Reintroduction of import licensing requirement for certain products such as tyres, electrical transformers, printed material, and advertising material.	Press reports (1 June 2010).	
Argentina	Internal Note 232 from the Secretary of State for Internal Trade requiring health certificates issued by the National Food Institute to be approved by the Secretary of State for Internal Trade. The measure is reportedly restricting food imports, and causing long delays in the granting of certificates enabling the release of imports from ports.	Meeting of the WTO's Council for Trade in Goods (5 July 2010) and MercoPress - South Atlantic News Agency (5 July 2010).	
Argentina	To obtain non-automatic meat export licensing traders are required for each 2 tonnes exported, to sell at "official prices" 1 tonne of meat (cortes populares) for local consumption.	Press reports (October 2010).	
Armenia	Customs reforms aiming at simplifying customs formalities. The number of products requiring mandatory certification was reduced (from 65 to 16).	Press reports (26 August 2010).	
Bangladesh	Imposition of export ban on jute.	Business Recorder (19 December 2009) and WTO Document WT/TPR/OV/W/3 of 14 June 2010.	
Bangladesh	New prolongation of the existing export ban on rice (both aromatic and non-aromatic) until December 2010.	Grain Market Report GMR No. 402 (29 July 2010).	In operation since May 2009. Prolongations of the ban on 4 January and 30 June 2010.
Brazil	New Decree allowing tax breaks for exports "drawback suspension", and for companies investing in technological innovation, as a complement to the existing "drawback exemption".	WTO Reporter (8 August 2010).	
Brazil	Initiation on 29 September 2010 of anti-dumping investigation on imports of nitrile rubber from Argentina, France, Korea, India, Poland, and the United States.	Press reports (29 September 2010).	
China	Reported implementation of measures aimed at helping domestic production, including GPA preferences for local companies, tax incentives and rebates, and local content preferences for energy-related equipments.	The Christian Science Monitor (16 March 2010) and WTO Document WT/TPR/OV/W/3 of 14 June 2010.	
China	New access requirements for foreign operators in the credit card payment-processing market. Foreign operators are only allowed to participate in the local currency bank card market by issuing co-branded cards with local institutions.	China Economic Review Publishing (26 March 2010) and WTO Document WT/TPR/OV/W/3 of 14 June 2010.	
China	Temporary import ban on meat and edible meat offal entering through the port of Hong Kong, China.	El Pais Digital (20 July 2010).	
Dominican Republic	Initiation on 22 July 2010 of anti-dumping investigation on imports of steel bars and rods (HS 7214.10.00; 7214.20.00; 7213.20.90) from Turkey.	Press reports (22 July 2010).	

Country/ Member State	Measure	Source/Date	Status
Egypt	As from 2 June 2010, new regulation requiring loading wheat for export at a single port.	Grain Market Report GMR No. 401 (24 June 2010).	
Egypt	Extension until October 2011 of export restrictions on rice.	Grain Market Report GMR No. 404 (23 September 2010).	Measure originally imposed in March 2008.
India	Transfer of work clothing and other worn articles to the restricted list. Imposition of import licensing requirements for this items.	Press reports (19 May 2010).	
India	Withdrawal of tyres and other polyester (HS 5402.47.00) from the import restricted list.	Press reports (26 May 2010).	
India	Special authorization to export 10,000 tonnes of white sugar to the EU.	Reuters Limited (15 June 2010).	
India	Increase of the minimum support price for paddy rice (from Rs 50/100 kg (US\$1.13/100 kg) to Rs 1,000/tonne) (US\$22.6/tonne).	Grain Market Report GMR No. 401 (24 June 2010).	
India	Guidelines from the Ministry of New and Renewable Energy requiring that components used in the manufacturing of solar photovoltaic modules be manufactured locally, under the Jawaharlal Nehru National Solar Mission.	HT Media Limited (6 July 2010).	
India	Stricter rules on telecommunication equipment (to secure its mobile networks) which reportedly included a temporary ban on sales of non-branded mobile phones and telecom products.	Financial Times (2 August 2010).	The ban was lifted on 22 August 2010.
India	Elimination of export ban on certain variety of premium aromatic basmati rice (smaller grain size).	Press reports (17 August 2010).	
India	Extension of export ban on certain products such as wheat and rice.	Reuters Limited (23 August 2010).	
India	Amendments to the "Focus Product Scheme" granting an additional benefit (2%) over the current duty credit of 5% of the FOB value of exports.	Press reports (23 August 2010).	
India	"Export Promotion Capital Goods Scheme" (EPCGS) enabling the import of capital equipment at reduced rates of duty. The scheme was introduced in August 2009 and valid for two years (31 March 2011). The EPCGS was extended until 31 March 2012.	Press reports referring to MOFCOM Notification No. 1(RE-2010)/2009-2014 (23 August 2010).	
India	Reported measures introducing local content requirements for solar energy projects.	Washington Trade Daily Volume 19, Number 188 (22 September 2010).	
India	Export ban on cotton implemented in April 2010 was lifted in May 2010. As from May 2010, imposition of stricter export licensing requirements and additional tax of Rs 2,500/tonne (US\$56.5/tonne).	Press reports (May 2010).	
Indonesia	Introduction of export tariffs (from zero to 15%) on raw cocoa.	Press reports referring to Regulation 67/2010 (various dates).	
Iraq	Import ban on certain vegetables into some regions, as from 1 April 2010.	Press reports (April 2010) and WTO Document WT/TPR/OV/W/3 of 14 June 2010.	

Country/ Member State	Measure	Source/Date	Status
Kazakhstan	Elimination of import restriction on sugar in force since August 2009 to April 2010.	Press reports (1 April 2010).	
Kazakhstan	Introduction of export tariffs (15% but not less than €100/tonne (US\$140/tonne)) on aluminium.	Press reports (23 June 2010).	
Kazakhstan	Increase of export tariffs on oil and oil products.	Press reports (16 August 2010).	
Kazakhstan	Export ban on certain products such as buckwheat, and vegetable oils (except linen and rapeseed).	Press reports (27 September 2010).	
Kazakhstan	Amendments to the public procurement legislation (introduction of a 20% preference margin for domestic bidder).	Press reports (September 2010).	
Kenya	New Legislation implementing a prohibition for foreigners to provide maritime agency services, except for firms establishing a joint venture with locals. The Decree was promulgated in April 2009, and will enter into force following a one year's grace period.	Press reports referring to article 16 of the 2009 Shipping Act (2 March 2010) and WTO Document WT/TPR/OV/W/3 of 14 June 2010.	
Kenya	Temporary reduction of import tariffs on wheat (from 35% to 10%), and rice (from 75% and/or US\$200/tonne to 35%).	Grain Market Report GMR No. 401 (24 June 2010).	
Malaysia	Exemption of customs duties and sale tax on "returnable boxes" (packaging material exported and subsequently re-imported).	Press reports (1 September 2010).	
Morocco	Reduction of import tariffs (from 135% to 90%) on soft wheat and (from 170% to 80%) on durum.	Information from International Grains Council (1 February 2010) and WTO Document WT/TPR/OV/W/3 of 14 June 2010.	Effective 1 January 2010.
Nigeria	Additional special levies (ranging from 5% to 100%) on imported products which have been normally included in the import prohibition list.	Press reports referring to the Tariff Book 2008-10 (November 2009) and WTO Document WT/TPR/OV/W/3 of 14 June 2010.	
Nigeria	Local content requirement obligations for the oil and gas sector, as well as the introduction of a 10% preference for local tenders.	Press reports (21 April 2010).	
Nigeria	Import ban on bagged cement (HS 2523) replaced by import tariff and import quota.	Press reports (August 2010).	
Paraguay	National preference in government procurement favouring local bidders (from 5% to 70% preference margin) depending on the products.	Press reports (26 February 2010).	
Paraguay	Six months prolongation of import licence requirement for poultry meat (NCM 0207.11.00; 0207.12.00; 0207.13.00; 0207.14.00).	Press reports (11 August 2010).	
Philippines	Elimination of import tariffs on certain products such as crude oil, petroleum and asphalt (HS 2709; 2710; 2717), and iron and steel products.	Press reports referring to executive orders Nos. 890 and 898 (June 2010).	

Country/ Member State	Measure	Source/Date	Status
Philippines	Reported suspension of rice imports over the next three years.	Grain Market Report GMR No. 402 (29 July 2010).	
Russian Federation	Reported import ban on wines (HS 2204; 2205) from Moldova.	Press reports (27 July 2010).	
Russian Federation	Temporary price controls scheme, fixing maximum retail prices on "socially important food products" such as meat, fish, dairy products, eggs, oil, wheat, fruits, and vegetables.	Press reports (17 August 2010).	
Rwanda	Introduction of pre-shipment inspection on imports of products from non-East African Community (EAC) Members.	The New Times (3 March 2010) and WTO Document WT/TPR/OV/W/3 of 14 June 2010.	
South Africa	Reduction of import tariff (from 10% to zero) on glass ampoules.	SMS-siemagsa.com (24 September 2010).	
South Africa	Increase of import tariffs between May and August 2010 for certain products such as glycerol (from zero to 10%), lysine and associated feed supplements (from zero to 10%), calcium propionate (from zero to 15%), and non-organic pigments (from zero to 10%).	Press reports (various dates).	
Sudan	Increase of import tariffs for certain products such as chocolates and cement.	Reuters (20 September 2010).	
Sri Lanka	Simplification of the customs tariff structure to four rates (zero, 5%, 15%, 30%), eliminating the 2.5% rate.	Reuters Limited (1 June 2010).	Effective 1 June 2010.
Sri Lanka	Elimination of a surcharge (15%) on customs duty for all products, as well as the 2.5% import duty on most raw materials and machineries.	Reuters Limited (1 June 2010).	Effective 1 June 2010.
Sri Lanka	Reduction of the tax on motor vehicles (by 50%), and for certain products (to below 10%), in order to promote tourism.	Reuters Limited (1 June 2010).	Effective 1 June 2010.
Turkey	Stricter export licensing requirements (additional conditions prior to export) on copper scrap.	Press reports (21 May 2010).	
Turkey	Cancellation of flour wheat exports (40,000 metric tonnes) to Indonesia.	Dow Jones Newswires (10 August 2010).	
Uganda	New customs valuation system implemented (replacing "Method One M1" based on transaction value).	All Africa (26 April 2010) and WTO Document WT/TPR/OV/W/3 of 14 June 2010.	
Uruguay	Policy for government procurement (favouring local SMEs suppliers over big enterprises even if their prices are up to 16% higher in public tenders) granting them 20% of the purchase, in certain sectors such as textile, footwear, wood, metals, and food.	Observa.com (11 August 2010).	
Uruguay	Extension for another six months of export taxes reimbursement (4%) for certain sectors more affected by the crisis, such as wood, textiles and clothing, and leather.	Elpais.com.uy (16 September 2010).	

Country/ Member State	Measure	Source/Date	Status
Viet Nam	Temporary introduction of automatic import licensing requirements on certain steel products (HS 7029; 7210; 7211; 7212; 7213; 7321; 7323; 7324), as from July 2010 until 31 December 2010.	Press reports (5 July 2010).	
Viet Nam	Modification to the import licensing regime restricting market access.	Press reports (28 July 2010).	
Viet Nam	Establishment of a minimum export price (US\$300/tonne fob) for rice.	Grain Market Report GMR No. 402 (29 July 2010).	
Viet Nam	Viet Nam Food Association to purchase 1 million tonnes of unhusked rice, through government loans (without interests), during the period 15 July 2010 to 15 September 2010.	Grain Market Report GMR No. 402 (29 July 2010).	
Viet Nam	New price management control mechanism for local and imported products such as milk powder, sugar, salt, rice, textbooks, coal, chemicals, cement, and steel, as from 1 October 2010.	Inside US Trade Vol. 28, No. 38 referring to Ministry of Finance Circular 122 (1 October 2010).	
Viet Nam	Reported temporary import ban on frozen animals offals, as from July 2010.	Press reports referring to Prime Minister Official Letter No 1152 (7 July 2010).	
Yemen	Temporary imposition of additional fees (5 to 15%) on 71 non-essential imported goods.	Organisation of Asia-Pacific News Agencies (8 April 2010) and WTO Document WT/TPR/OV/W/3 of 14 June 2010.	
Zimbabwe	Elimination of imports ban on certain products such as poultry, meat, live animals, stock feeds, and dairy products introduced in March 2010.	Agra Europe (24 August 2010).	

ANNEX 2

General Economic Stimulus Measures¹
(November 2009 - Mid-October 2010)

VERIFIED INFORMATION

Country/ Member State	Measure	Source/Date	Status
Brazil	Additional credit line (US\$4 billion) for State Governments through the National Development Bank (BNDES).	WTO Document WT/TPR/OV/W/3 of 14 June 2010.	Terminated on 31 December 2009.
Brazil	Additional credit line (R\$80 billion (US\$47.4 billion)) through the National Development Bank (BNDES), allocated to maintain activities already scheduled. The credit line will not generate new commitments.	WTO Document WT/TPR/OV/W/3 of 14 June 2010.	
Brazil	Announcement of phase 2 of the Growth Acceleration Programme (PAC 2) (estimated investments US\$520 million for the period 2011-14) encompassing a set of actions and investment goals aimed at creating the necessary conditions for long-term economic growth and social development.	WTO Document WT/TPR/OV/W/3 of 14 June 2010.	
Canada	Investment in Forest Industry Transformation Programme (IFIT) (Can\$100 million over four years (US\$97.1 million)), for projects that implement innovative technologies for a more economically competitive and environmentally sustainable forest sector.	Permanent Delegation of Canada to the WTO (20 October 2010).	
China	Refund of 13% of the sales price granted to farmers on the purchase of nine types of home appliances, including TV sets (programme extended on 1 February 2009).	Permanent Delegation of China to the WTO (27 October 2010) and WTO Document WT/TPR/OV/W/3 of 14 June 2010.	The scope of beneficiaries was further extended on 1 January 2010.
China	Measures to promote the domestic film industry such as preferential fiscal measures, and 2/3 of screening time reserved for local films (already applicable since 2001), under the Guiding Opinions on Promotion of Prosperous Development of the Film Industry of 21 January 2010.	WTO Document WT/TPR/OV/W/3 of 14 June 2010.	
China	State aid through a capital injection (Y 1.5 billion (US\$224.6 million)) for China Southern Airlines. The funds appear to be the last instalment of capital extended to the top three carriers.	Permanent Delegation of China to the WTO (27 October 2010) and WTO Document WT/TPR/OV/W/3 of 14 June 2010.	
China	Direct payments (Y 15.1 billion for the year 2010 (US\$2.26 billion)) to grain farmers (wheat, corn, and rice), aiming at increasing their income and stabilizing production.	Permanent Delegation of China to the WTO (27 October 2010).	
China	Financial aid (Y 15.5 billion for the year 2010 (US\$2.32 billion)) to farmers for the purchase of agricultural machinery and tools, aiming at improving productivity and expanding domestic demand in rural areas.	Permanent Delegation of China to the WTO (27 October 2010).	

Annex 2 (cont'd)

¹ The inclusion of any measure in this table implies no judgement by the WTO Secretariat on whether or not such measure, or its intent, is protectionist in nature. Moreover, nothing in the table implies any judgement, either direct or indirect, on the consistency of any measure referred to with the provisions of any WTO agreement or such measure's impact on, or relationship with, the global financial crisis.

Country/ Member State	Measure	Source/Date	Status
EU	Amendment to the "Temporary Community Framework for State Aid measures to support access to finance in the current financial and economic crisis".	Communication from the Commission (2009/C 303/04) (15 December 2009) and WTO Document WT/TPR/OV/W/3 of 14 June 2010.	Effective until 31 December 2010.
EU	Specific market support measure for dairy farmers (€300 million (US\$420.48 million)). The measure is intended to grant a financial envelope in order to support dairy farmers that are severely affected by the collapse of world market and EU market prices and encounter liquidity problems in these circumstances. Members to communicate to the Commission without delay and no later than 31 March 2010 a description of the objective criteria used to determine the methods for granting support and the provision taken to avoid distortion of markets.	Commission Regulation No. 233/2009 (15 December 2009) and WTO Document WT/TPR/OV/W/3 of 14 June 2010.	
<i>Austria</i>	"Bürgschaftsrichtlinien": aid scheme (overall budget €15.3 million (US\$21.44 million) and annual budget €5.1 million (US\$7.15 million)), in the form of guarantee for restructuring firms in difficulty (all sectors).	EU State Aid N 673/09 (22 January 2010) and WTO Document WT/TPR/OV/W/3 of 14 June 2010.	Effective from 10 October 2009 to 9 October 2012.
<i>Austria</i>	Short-term export credit insurance scheme. The Commission authorized, under EU State aid rules, a measure adopted by Austria to limit the adverse impact of the current financial crisis on exporting firms.	EU State Aid N 434/09 (OJ 2010/C 25/02) and WTO Document WT/TPR/OV/W/3 of 14 June 2010.	Effective until 31 December 2010.
<i>Austria</i>	Temporary state aid to help farmers (€1.2 million (US\$1.7 million)) available until the end of 2010.	EU State Aid N 118/10 and WTO Document WT/TPR/OV/W/3 of 14 June 2010.	Decision adopted on 19 April 2010.
<i>Belgium</i>	BELGACAP: "Assurance-crédit export de court terme". Aid scheme (overall budget €300 million (US\$420.48 million)) for all sectors.	EU State Aid N 532/09 (6 November 2009) and WTO Document WT/TPR/OV/W/3 of 14 June 2010.	Effective until 31 December 2010.
<i>Belgium</i>	Limited amounts of aid (€2.73 million (US\$3.83 million)) for primary producers hit by the financial crisis. Aid will take the form of state guarantees on working capital loans.	EU State Aid N 34/10 (11 February 2010) and WTO Document WT/TPR/OV/W/3 of 14 June 2010.	Effective until 31 December 2010.
<i>Bulgaria</i>	Temporary state aid to help farmers (€10.26 million (US\$14.4 million)) available until the end of 2010.	EU State Aid N 108/10 and WTO Document WT/TPR/OV/W/3 of 14 June 2010.	Decision adopted on 19 April 2010.
<i>Bulgaria</i>	Temporary aid scheme allowing direct grants of up to (€500,000 (US\$700,800)) per company. (Beneficiary: companies that were not in difficulty on 1 July 2008).	Public information available on the European Commission's website transmitted by the EU Delegation (10 October 2010) and EU State Aid N 333/10.	Decision adopted on 10 September 2010.
<i>Cyprus</i>	Rescue aid (€1.6 million (US\$2.24 million)), in the form of state loan guarantee, for the agricultural sector.	EU State Aid N 60/10 (6 May 2010).	
<i>Denmark</i>	Temporary export lending facility (overall budget Dkr 20 billion (US\$3.7 billion)) that supplies Danish exporters and their customers with the required liquidity to continue trading. The facility is administered by Eksport Kredit Fonden pursuant to the Danish Act on Eksport Kredit Fonden.	EU State Aid NN 4/10 (10 March 2010) and WTO Document WT/TPR/OV/W/3 of 14 June 2010.	Effective until 31 December 2010.

Country/ Member State	Measure	Source/Date	Status
<i>France</i>	Temporary aid scheme (€700 million (US\$981.1 million)) for farmers. The scheme provides aid in the form of direct grants, interest rate subsidies, subsidized loans, as well as aid towards the payment of social security contributions. The scheme is in application of the amendment to the Commission's Temporary framework for State aid measures to support access to finance in the current financial and economic crisis, which introduced the possibility of granting limited amounts of aid to primary agricultural producers.	EU State Aid N 609/09 (OJ C30) (6 January 2010) and WTO Document WT/TPR/OV/W/3 of 14 June 2010.	Decision adopted on 2 December 2009 and is effective until 31 December 2010.
<i>France</i>	Aid scheme "aides à l'assistance technique dans le secteur des fruits et légumes" (overall budget €1 million (US\$1.4 million)).	EU State Aid No. XA 232/09 (16 February 2010) and WTO Document WT/TPR/OV/W/3 of 14 June 2010.	Effective until 31 December 2013.
<i>France</i>	Direct grant (overall budget €2.276 million (US\$3.2 million)) for Eastern Airways, aiming at developing new air services, for the period 2010-13.	EU State Aid N 709/09 (25 March 2010) and WTO Document WT/TPR/OV/W/3 of 14 June 2010.	
<i>Germany</i>	Temporary framework scheme (€100 million (US\$140 million)) for farmers. The scheme provides aid in the form of direct grants, interest rates subsidies, and subsidized loans, valid until 31 December 2010, and with a maximum amount of €15,000 (US\$21,024) per aid. The scheme is in application of the amendment to the Commission's Temporary framework for State aid measures to support access to finance in the current financial and economic crisis, which introduced the possibility of granting limited amounts of aid to primary agricultural producers.	EU State Aid N 597/09 (10 February 2010) and WTO Document WT/TPR/OV/W/3 of 14 June 2010.	Decision adopted on 23 November 2009.
<i>Germany</i>	Scheme to facilitate the refinancing of export credits (overall budget €1.5 billion (US\$2.1 billion)) through KfW Frankfurt am Main, from 15 September 2009 until 14 March 2010. The Commission authorized the scheme, under EU State aid rules, to limit the adverse impact of the current financial and economic crisis on the supply of export credit.	EU State Aid N 48/10 (9 March 2010) and WTO Document WT/TPR/OV/W/3 of 14 June 2010.	Prolongation of the scheme (with some technical modifications) on 9 March 2010 until 31 December 2010.
<i>Germany</i>	Aid package (€30.18 million (US\$42.3 million)) to steel producer ArcelorMittal Eisenhüttenstadt GmbH's for a top gas recycling project (TGR).	EU State Aid N 450/09 (9 March 2010) and WTO Document WT/TPR/OV/W/3 of 14 June 2010.	
<i>Germany</i>	EU State aid (overall budget €45 million (US\$63 million), and annual budget €22 million (US\$30.8 million)) "Änderung der Regelung für Innovationsbeihilfen an den Schiffbau" for shipbuilding sector.	EU State Aid N 116/10 (10 May 2010).	Effective from 1 May 2010 to 31 December 2010
<i>Germany</i>	Aid scheme (€2,050 million (US\$2,873 million)) for all sectors (Änderung der sog., Bundesregelung Kleinbeihilfen" im Bereich der Nachrangdarlehen).	EU State Aid N 255/10 (31 August 2010).	Effective from 1 September 2010 to 31 December 2010.
<i>Greece</i>	State aid to aluminium of Greece SA.	EU State Aid C 2/10 (ex NN 62/09) (16 April 2010).	
<i>Hungary</i>	Short-term export credit insurance scheme (€183 million (US\$256.5 million)).	EU State Aid N 187/10 (5 July 2010).	Effective from 5 July 2010 to 31 December 2010.
<i>Hungary</i>	Amendment of the Temporary Framework Guarantee Scheme which determines the maximum amount of the investment loan that can be covered by a guarantee on the basis of the EU 27 average labour costs.	Public information available on the European Commission's website transmitted by the EU Delegation. EU State Aid N 56/10 (6 August 2010).	
<i>Ireland</i>	Amendment to the Framework Scheme - limited amounts of compatible aid, increasing its overall budget (from €100 million to €350 million (from US\$140 million to US\$490.6 million)) and the maximum number of beneficiaries (from 1,000 firms to 2,000 firms).	Public information available on the European Commission's website transmitted by the EU Delegation. EU State Aid N 473/09 (15 December 2009).	

Country/ Member State	Measure	Source/Date	Status
<i>Italy</i>	Temporary interest rate subsidies for "green" products (overall budget €300 million (US\$420.5 million)). The Italian scheme, which was authorized by the Commission under the Temporary Community Framework for State Aid measures to support access to finance in the current financial crisis, provides for interest rate subsidies for the production of environmentally friendly (green) products related to an early adaptation to, or overachievement of, adopted but not yet in force EU environmental product standards. The beneficiaries will include in particular the car sector.	EU State Aid N 542/09 and WTO Document WT/TPR/OV/W/3 of 14 June 2010.	Effective until 31 December 2010.
<i>Italy</i>	Export credits insurance (overall budget €31.5 million (US\$44 million)) for Vinyls Italia S.p.A. (land transport and transport via pipelines, chemicals and pharmaceutical industry).	EU State Aid N 77/10 (25 March 2010) and WTO Document WT/TPR/OV/W/3 of 14 June 2010.	Effective from 1 April 2010 to 1 October 2010.
<i>Latvia</i>	Guarantee for development of enterprise competitiveness. Amendment to the approved aid scheme to include "cooperative partnerships" which provide services to producers of agricultural products (purchase, supply, distribution, and transport), to the list of eligible beneficiaries. Due to the extension of eligible beneficiaries, the Latvian authorities estimate an increase of the overall budget to LVL 40.6 million (US\$79.6 million).	EU State Aid N 506/2009 (22 December 2009) and WTO Document WT/TPR/OV/W/3 of 14 June 2010.	Effective until 31 December 2010.
<i>Latvia</i>	State guarantee (€89 million (US\$124.7 million)) to steel manufacturer JSC Liepājas Metalurģs (LM), authorised by the Commission under EU State aid rules. The aid is intended for the company modernization.	EU State Aid N 670/2009 and WTO Document WT/TPR/OV/W/3 of 14 June 2010.	Effective until 15 December 2019.
<i>Latvia</i>	Short-term export credit insurance scheme for temporarily non-marketable risks related to exports into EU markets and into individual OECD countries.	Public information available on the European Commission's website transmitted by the EU Delegation. EU State Aid N 84/10 (10 June 2010).	Effective from 1 July 2010 to 31 December 2010.
<i>Latvia</i>	Aid scheme (LVL 55.8 million (US\$109.4 million)), in the form of direct grant for the agriculture sector (in compliance with the Rural Development Programme 2007-13).	EU State Aid N 256/10 (17 August 2010).	Effective until 31 December 2013.
<i>Lithuania</i>	Scheme allowing aid of up to €500,000 (US\$700,800) per firm to businesses facing funding problems because of the current credit squeeze. (Beneficiary: companies that were not in difficulty on 1 July 2008).	EU State Aid Nos. N 272/09, N 523/2009, N 46/10 and WTO Document WT/TPR/OV/W/3 of 14 June 2010.	Amended on 13 November 2009, extending its scope of application to include two measures (i) on diversification into non-agricultural activities; and (ii) on support for business creation and development, which are integrated in the Rural Development Programme 2007-13.
<i>Lithuania</i>	Short-term export credit insurance (LTL 100 million (US\$40.5 million)). The Commission authorized, under EU State aid rules, a measure adopted by Lithuania to limit the adverse impact of the current financial crisis on exporting firms.	EU State Aid N 659/09 and WTO Document WT/TPR/OV/W/3 of 14 June 2010.	Effective until 31 December 2010.
<i>Netherlands</i>	Amendments to the short-term export credit insurance (initially approved on 2 October 2009). The modified scope of the cover provided and the level of the premium charged are designed to stimulate exports.	EU State Aid N 14/10 (5 February 2010) and WTO Document WT/TPR/OV/W/3 of 14 June 2010.	

Country/ Member State	Measure	Source/Date	Status
<i>Netherlands</i>	Temporary state aid to help farmers (€2.81 million (US\$3.94 million)) available until the end of 2010. Aid will take the form of state guarantees on working capital loans.	EU State Aid N 611/09 (6 February 2010) and WTO Document WT/TPR/OV/W/3 of 14 June 2010.	Decision adopted on 22 December 2009.
<i>Netherlands</i>	"Subsidieregeling innovatieve zeescheepsbouw". Direct grant (overall budget €60 million (US\$84.1 million), annual budget €20 million (US\$28 million)) for the shipbuilding sector.	EU State Aid N 692/09 (9 February 2010) and WTO Document WT/TPR/OV/W/3 of 14 June 2010.	Effective from 1 January 2010 to 31 December 2011.
<i>Netherlands</i>	Aid scheme (€21 million for seven years (US\$29.4 million)), in the form of loan, guarantee, and interest subsidy for rescuing and restructuring firms in difficulty.	EU State Aid N 281/09 (24 March 2010).	Effective until 1 February 2017.
<i>Poland</i>	State aid to Polish farmers for the purchase of agricultural land under the form of subsidized interest payments on loans amounting to a maximum of Zł 400 million (US\$139.4 million).	Council Decision 2010/10/EC (20 November 2009) and WTO Document WT/TPR/OV/W/3 of 14 June 2010.	Effective from 1 January 2010 to 31 December 2013.
<i>Poland</i>	Temporary scheme for granting aid of up to €500,000 (US\$700,800) per firm. On 8 October 2009 the scheme was amended, allowing an increase of the overall aid at the disposal of an additional group of vulnerable companies, particularly in rural areas.	WTO Document WT/TPR/OV/W/3 of 14 June 2010	
<i>Poland</i>	Aid (Zł 11.7 million (US\$4 million)) for Volkswagen Motor Polska Sp. Z o.o, under a block exemption regulation.	EU State Aid X 128/2010 (16 April 2010) and WTO Document WT/TPR/OV/W/3 of 14 June 2010.	Aid granted on 28 December 2009.
<i>Poland</i>	Aid (Zł 12.48 million (US\$4.4 million)) for MTU Aero Engines Polska Sp. Z o.o, under a block exemption regulation.	EU State Aid X 130/2010 (16 April 2010) and WTO Document WT/TPR/OV/W/3 of 14 June 2010.	Aid granted on 29 December 2009.
<i>Poland</i>	Soft loan (overall budget Zł 150 million (US\$52.3 million)) for chemical and pharmaceutical industry (Zakłady Chemiczne "Police" SA).	EU State Aid N 693/09 (26 May 2010).	Effective from 1 June 2010 to 30 November 2010.
<i>Poland</i>	Soft loan (overall budget Zł 12.5 million (US\$4.35 million)) for manufacturing industry (Fabryka Łozysk Tocznych Krasnik SA).	EU State Aid N 104/10 (2 June 2010).	Effective from 1 June 2010 to 30 November 2010.
<i>Poland</i>	Soft loan (Zł 8 million (US\$2.8 million)) for manufacturing industry (Zakłady Sprzetu Precyzyjnego "Niewiadów" S.A.).	EU State Aid N 126/10 (25 June 2010).	Effective from 15 June 2010 to 15 December 2010.
<i>Poland</i>	Amendments to the Temporary Framework - Limited amounts of compatible aid (initially adopted on 17 August 2009). (Beneficiaries: all firms from all sectors having an economic activity in Poland).	Public information available on the European Commission's website transmitted by the EU Delegation. EU State Aids N 22/10, N 50/10 and N 86/10.	Effective from 15 July 2010.
<i>Romania</i>	Guarantees for FORD Romania (overall budget €400 million (US\$560.6 million)). The Commission authorized, under the EU State aid rules, a State guarantee for FORD Romania SA to access a loan from the European Investment Bank for the period 2009-14. The loan will co-finance the development of a low CO2 engine and subsequent vehicle production at Ford's Craiova plant.	EU State Aids N 478/09 and N 680/09 and WTO Document WT/TPR/OV/W/3 of 14 June 2010.	
<i>Romania</i>	Temporary aid scheme allowing direct grants of up to (€500,000 (US\$700,800)) per company. (Beneficiary: companies that were not in difficulty on 1 July 2008).	Public information available on the European Commission's website transmitted by the EU Delegation. EU State Aid N 547/09 (5 January 2010).	

Country/ Member State	Measure	Source/Date	Status
<i>Slovak Rep.</i>	Aid (€14.3 million (US\$20 million)) for Volkswagen Slovakia aiming at the transformation of an existing plant in Bratislava. The project involving eligible investments of €300 million (US\$420.5 million) by Volkswagen Slovakia, is aimed at contributing to the development of the region's economy.	EU State Aid N 674/2008 (2 December 2009) and WTO Document WT/TPR/OV/W/3 of 14 June 2010.	
<i>Slovak Rep.</i>	Scheme for a temporary provision of small aid (€400 million (US\$560.6 million)) in the primary agriculture production sector for the duration of the financial and economic crisis.	EU State Aid N 707/09 (3 March 2010) and WTO Document WT/TPR/OV/W/3 of 14 June 2010.	Effective until 31 December 2010.
<i>Slovak Rep.</i>	Temporary aid scheme allowing direct grants of up to (€500,000 (US\$700,800)) per company, for the period 2009-10. The scheme provides aid in the form of remission of debt. (Beneficiary: companies facing funding problems due to the current crisis).	EU State Aid N 711/09 (2 February 2010) and WTO Document WT/TPR/OV/W/3 of 14 June 2010.	Effective until 31 December 2010.
<i>Slovak Rep.</i>	Aid support (€3.32 million (US\$4.65 million)) for farmers through direct grants.	EU State Aid XA 7/10 and WTO Document WT/TPR/OV/W/3 of 14 June 2010.	Effective from 19 February 2010 to 31 December 2010.
<i>Slovak Rep.</i>	Aid scheme (€80.5 million (US\$112.8 million)), in the form of temporary reduction of the mineral oil tax, for the agricultural sector.	EU State Aid N 111/10 (28 April 2010).	Effective from 1 May 2010 to 31 December 2012.
<i>Slovak Rep.</i>	Aid scheme (overall budget €400 million (US\$560.6 million)), for all sectors (except agricultural primary production and fishing industry). The scheme provides aid in the form of remission of debt.	EU State Aid N 711/09 (2 February 2010).	Effective until 31 December 2010
<i>Slovenia</i>	Short-term export credit insurance scheme (€50 million (US\$71 million)). The scheme requires a higher remuneration than that offered by the private market and tackles the problem of the current insufficiency of short-term export credit insurance covered by the private market. (Beneficiary: insurance companies that insure claims of insurance holders registered in Slovenia, provided that these companies have concluded a whole-turnover contract with insurers).	EU State Aid N 713/09 (16 March 2010) and WTO Document WT/TPR/OV/W/3 of 14 June 2010.	Effective until 31 December 2010.
<i>Slovenia</i>	Amendment to the Temporary Framework Scheme "Guarantees-Jamstvena Schema (NN 34/09)" (overall budget €1.2 billion (US\$1.68 billion)). The amendment relates to the possibility to calculate maximum amount of the underlying investment loan covered by a guarantee also on the basis of the annual EU27 average labour costs. The original scheme intended to be provide in the form of guarantees to both investment and working capital loans including the reprogramming of short-term loans into medium-or long-term loans. Reprogramming of loans is allowed only for short-term loans. Loans intended for the buy-out of companies or shares therein or for the paying-off of existing loans not covered by the scheme are excluded. (Beneficiary: SMEs and large enterprises that exercise an economic activity in Slovenia).	EU State Aid N 105/10 (16 April 2010) and WTO Document WT/TPR/OV/W/3 of 14 June 2010.	Effective until 31 December 2010.
<i>Spain</i>	Direct grant (about €3.7 million (US\$5.2 million)) for food processing (Grupo Alimentario Naturiber SA).	EU State Aid N 403/09 (10 December 2009).	Effective from 10 December 2009 to 31 December 2010.
<i>Spain</i>	Aid scheme (direct grant) for investment in agricultural holdings (€8.3 million (US\$11.6 million)).	EU State Aid N 87/10 (28 April 2010).	Effective from 30 June 2010 to 31 December 2013.
<i>Spain</i>	Guarantee scheme for businesses facing funding problems, for the year 2010.	Public information available on the European Commission's website transmitted by the EU Delegation. EU State Aids N 68/10 and 157/10 (20 April 2010).	

Country/ Member State	Measure	Source/Date	Status
Sweden	Short-term export credit insurance scheme. The Commission authorized under EU State aid rules, a measure adopted by Sweden to limit the adverse impact of the current financial crisis on exporting firms.	EU State Aid N 605/09 (25 November 2009) and WTO Document WT/TPR/OV/W/3 of 14 June 2010.	Effective until 31 December 2010.
Sweden	State guarantee (€400 million (US\$560.6 million)) for SAAB Automobile AB to access a loan from the European Investment Bank, for the period 2010-19. SAAB is ask to pay an adequate remuneration for the guarantee and provide sufficient securities in the case the guarantee would be drawn.	EU State Aid N 541/09 (8 February 2010) and WTO Document WT/TPR/OV/W/3 of 14 June 2010.	
United Kingdom	Extension of the short-term provision of small amounts (£20 million (US\$31.7 million)) to primary agricultural producers.	EU State Aid N 71/10 (28 April 2010).	Effective until 31 December 2010.
Hong Kong, China	Extension of the Special Loan Guarantee Scheme to assist local enterprises until 31 December 2010.	WTO Document WT/TPR/OV/W/3 of 14 June 2010.	
India	Government support (financial aid package) for the National Aviation Company of India Ltd. (Air India). Rs 8 billion (US\$180.6 million) approved on 18 February 2010.	WTO Document WT/TPR/OV/W/3 of 14 June 2010.	
India	Extension of the stimulus package for exporters covering sectors such as textiles and apparel, engineering, electronics, agro-food, and agro-chemicals, from 31 March 2010.	WTO Document WT/TPR/OV/W/3 of 14 June 2010.	
Japan	As part of the New Stimulus Package, Government programme (¥370 billion (US\$4.56 billion)), to encourage the purchase of environmentally friendly vehicles (local and imported). The amount of subsidies depends on the type of the vehicle, the age of the car to be replaced, its fuel efficiency, or simply purchase of new one without replacement. Programme undergoing amendments to facilitate greater participation of imported cars.	Permanent Delegation of Japan to the WTO (11 October 2010) and WTO Document WT/TPR/OV/W/3 of 14 June 2010.	Programme terminated on 8 September 2010.
Japan	New stimulus package (US\$60 billion) approved by the Cabinet on 8 October 2010.	Permanent Delegation of Japan to the WTO (20 October 2010).	
Korea, Rep. of	Korean Hidden Champion Programme of the Export-Import Bank of Korea (KEXIM) providing tailored loans and guarantees at market rates according to the risk profile of the borrower, for selected SMEs with high technologies and growth potential (45 identified as of May 2010). The total amount of the programme is not fixed, but KEXIM set a target of W 20 trillion (US\$16.6 billion) for the next 10 years. The programme is not aimed at specific sectors.	WTO Document WT/TPR/OV/W/3 of 14 June 2010.	
Pakistan	In order to facilitate trade the State Bank of Pakistan allows advance payment (up to 100%) of Import Letters of Credit.	WTO Document WT/TPR/OV/W/3 of 14 June 2010.	Effective 31 January 2010.
Peru	Measures to facilitate the financing of micro and SMEs, through "factoring".	Permanent Delegation of Peru to the WTO (11 October 2010).	
Russian Federation	"Plan of Industry Support" (Rub 195 billion (US\$6.33 billion)) for 2010 (mainly through the provision of State guarantees on credits). Measures include support to companies, purchase of vehicles for the public sector, and support to housing and utilities sector.	WTO Document WT/TPR/OV/W/3 of 14 June 2010.	
Russian Federation	Increase of annual federal funding (from Rub 6 billion to Rub 9 billion (US\$194.8 million to US\$292.2 million)) for exports of industrial products, as a partial compensation of payment of interest on credits given by Russian financial institutions for the period 2005-10.	WTO Document WT/TPR/OV/W/3 of 14 June 2010.	

Country/ Member State	Measure	Source/Date	Status
Russian Federation	Cash-for-clunkers plan (Rub 10 billion (US\$324.7 million)) allocated in the Federal Budget for 2010. Rub 50,000 (US\$1,623) for vehicles older than 10 years. Both foreign and domestic old cars can be utilized under this programme, but only new domestic cars can be bought with the discount. The plan is part of the "Plan of Industry Support".	WTO Document WT/TPR/OV/W/3 of 14 June 2010 and Permanent Delegation of the Russian Federation (20 October 2010).	The plan was extended until the end of 2011.
Russian Federation	Prolongation of subsidies granted in 2009 to producers of agricultural machinery and automotive industry.	Permanent Delegation of the Russian Federation (20 October 2010).	
Russian Federation	Government support (Rub 2 billion (US\$64.9 million)) for exporting SMEs.	Permanent Delegation of the Russian Federation (20 October 2010).	
Singapore	Export Coverage Scheme (ECS) intended to cover insolvency and protracted defaults of end buyers (coverage up to 90%). Originally scheduled to be effective from 1 March 2009 to 28 February 2010.	WTO Document WT/TPR/OV/W/3 of 14 June 2010.	Extension of the ECS until 31 January 2011.
Switzerland	Three new schemes established through "OSEC Business Network Switzerland" to promote SMEs' exports (Cleantech, Medtech, Architecture/Engineering/Design). The initial financial endowment is part of the third economic stabilization package.	Permanent Delegation of Switzerland to the WTO (18 October 2010).	
Switzerland	Geneva Cantonal aid to milk producer (Sw F 1/litre (US\$1.04/litre) instead of Sw f 0.6/litre (US\$0.63/litre)).	Permanent Delegation of Switzerland to the WTO (18 October 2010).	
United States	Jobs for Main Street Act (H.R. 2847), including two "Buy American" provisions. Section 2013 adds procedural requirements relating to the issuance of public interest waivers for highways and public transportation projects. Section 4002 also provides that "all funds provided under this Act shall be subject to the requirements of section 1605 of the ARRA, which includes the requirement that the "Buy American" clause be applied in a manner consistent with international agreements".	WTO Document WT/TPR/OV/W/3 of 14 June 2010.	Effective 18 March 2010.
United States	Small Business Jobs Act of 2010 including temporary tax credits and expansion of loan programmes for SMEs.	Permanent Delegation of the United States to the WTO (20 October 2010).	Effective 27 September 2010.
Venezuela	Fondo Bicentenario (overall budget Bs 3 billion (US\$699.3 million)) aiming at: (i) developing non-traditional exports (Bs 1 billion (US\$233.1 million)); and (ii) selective import substitution (Bs 2 billion (US\$466.2 million)).	Decreto No. 7.173 - Gaceta Oficial No. 39.349 (19 January 2010) and WTO Document WT/TPR/OV/W/3 of 14 June 2010.	

NON-VERIFIED INFORMATION

Country/ Member State	Measure	Source/Date	Status
Armenia	Financial support measure for agricultural production.	Press reports (26 August 2010).	
Brazil	Financial support measure (R\$100 billion (US\$59.17 billion)) for agricultural production for the 2010-11 season.	Grain Market Report GMR No. 401 (24 June 2010).	

Country/ Member State	Measure	Source/Date	Status
Croatia	Reduction of government subsidies (40%) for agriculture sector.	Agence France Presse (8 March 2010) and WTO Document WT/TPR/OV/W/3 of 14 June 2010.	
Israel	Government support measures to boost high-tech industries (tax breaks and subsidies).	Financial Times (22 July 2010).	
Kazakhstan	Reimbursement to local producers of 50% of certain export costs such as certification, participation on foreign exhibitions, and promotion, since February 2010.	Press reports (February 2010) and WTO Document WT/TPR/OV/W/3 of 14 June 2010.	
Mozambique	Scheme for the provision of reduced interest loans (US\$25 million) for small farmers.	Grain Market Report GMR No. 404 (23 September 2010).	
South Africa	Second Industrial Policy Action Plan (IPAP) for 12 "focus sector" such as textiles and clothing, plastics, pharmaceutical and chemicals, automotive, and tourism.	Press reports (18 February 2010) and WTO Document WT/TPR/OV/W/3 of 14 June 2010.	
Tanzania	Increase of the budget allocated for the agriculture sector (T Sh 903.8 billion (US\$604.5 million)) in order to support the development of high quality seeds, and the purchase of farm inputs.	Grain Market Report GMR No. 401 (24 June 2010).	
Uruguay	Renewal of State aid (Ur\$25 million (US\$1.2 million)) for textile and apparel sub-sectors.	El País digital (12 May 2010) and WTO Document WT/TPR/OV/W/3 of 14 June 2010.	