



# **What determines academic/vocational secondary school choice in Russia? Social class or academic performance?**

Andrey Zakharov, NRU Higher School of Economics

Michelle Jackson, Stanford University

Tatiana Khavenson, NRU Higher School of Economics

Martin Carnoy, Stanford University

---

- A key to understanding social mobility in Russia are the factors that affect whether students choose to attend academic secondary school after 9th grade or end up in vocational secondary education.
- Russian students usually attend the same academic institution for grades 1-9. In urban areas, they can continue on until 11th grade.
- Academic secondary school in Russia is only two years (10th & 11th grades). When students complete, they generally go on to university and a professional career.
- Vocational education was an important feature of the Soviet education system, and continues to absorb many students after 9th grade (~44% in 2013).
- About one-half of these students end up in universities after completing three or four years of vocational education. Thus, vocational education is not dead-end education, however it greatly lessens chances of attending a “better university”

## **Background**

---

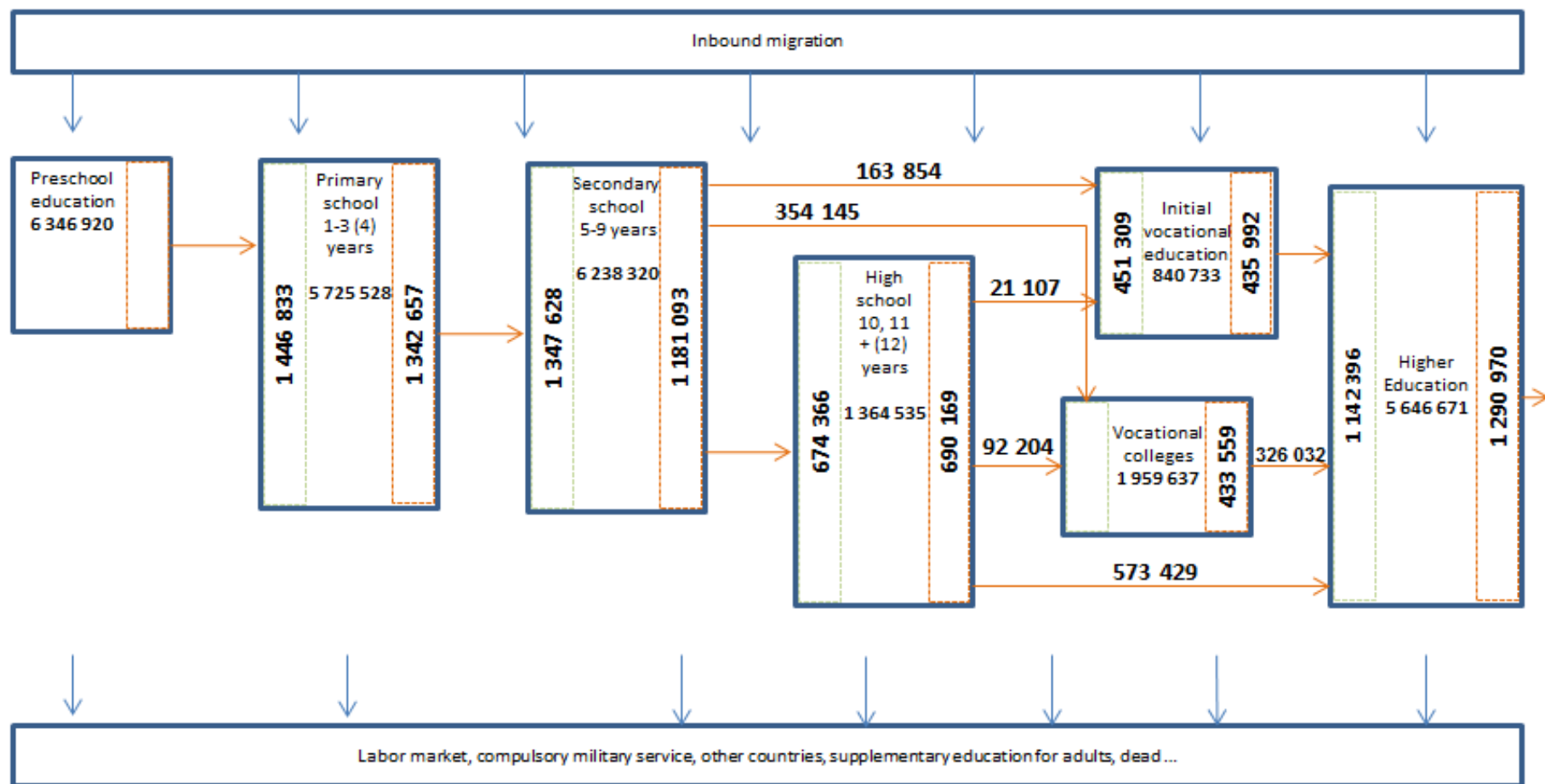
- Demographic change in Russia is marked by a fairly rapid decline in school and university age population.
- This allows for an increasing percentage of school age youth to enter academic secondary school and university.
- Yet, about the same fraction of youth continue to opt for vocational education.
- At the same time, about 15 percent of youth attend select schools called *gymnasiums* and *lyceums*.
- Tracking is usually not a feature of primary and middle school but students in academic secondary schools are mainly tracked, particularly in math.

## **Background (cont.)**

---

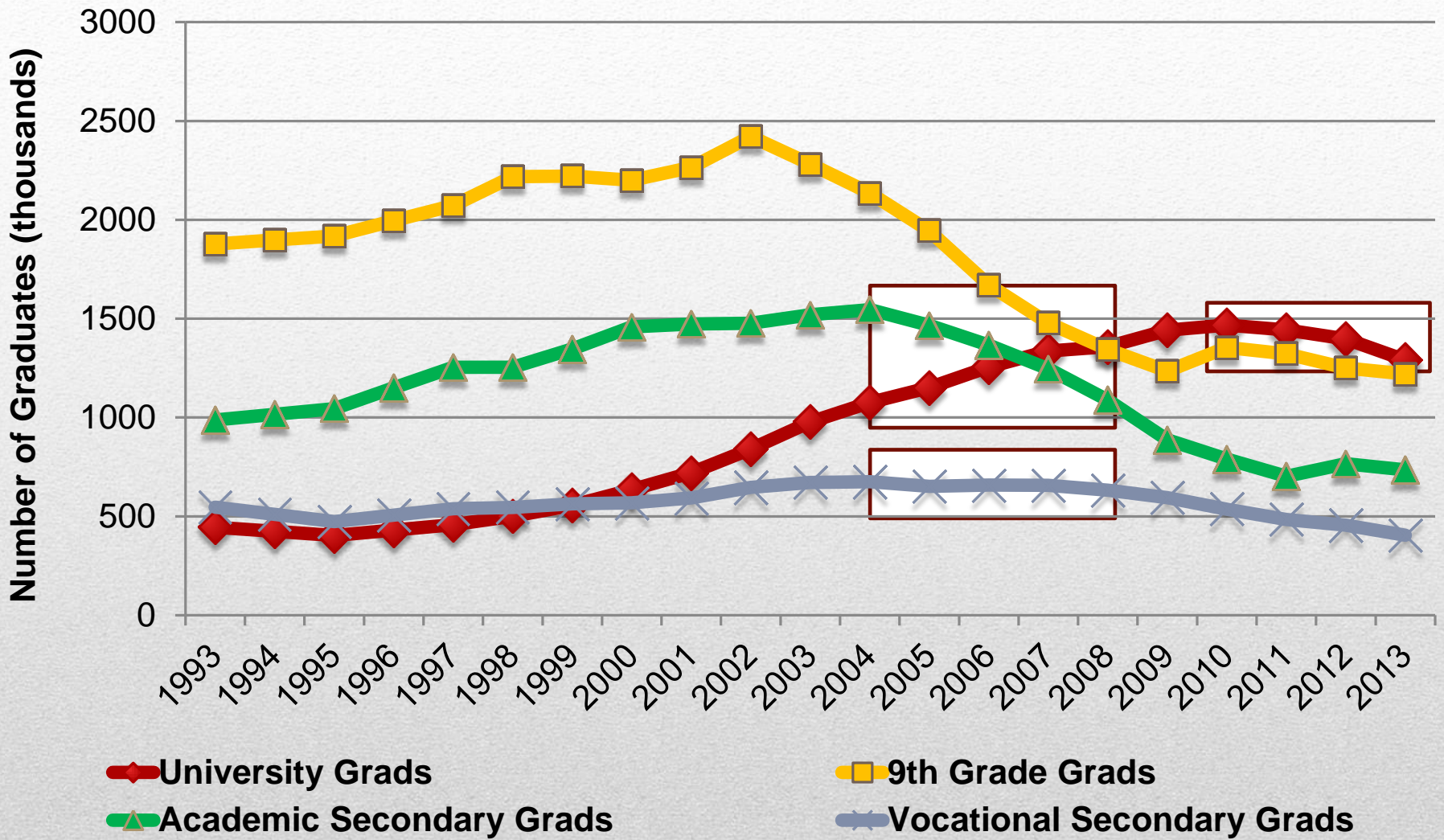
# Russian Federation

## Flows of Students in System of Education 2013



- the number of graduates
- the number of enrolled
- flows

Data source: Federal State Statistic Service



## Graduates, 1993-2013

- Why do students “choose” to attend vocational school?
- Are the students who choose the vocational school option academically “weak”? Or does social class “condition” their choice, such that students of disadvantaged class origins are more likely to choose vocational school than students of advantaged origins, regardless of their academic performance?
- In the literature, social class inequalities in educational attainment have been decomposed into primary and secondary effects (Jackson, 2013).

## **Research problem**

---

- **Primary effects:** class effects on performance that lead to inequalities in transition rates. The size that the inequality would be if only performance operated to create inequalities between classes.
- **Secondary effects:** class effects on transition rates, conditioning on performance. This shows us what the size of the inequality in the transition to academic rather than vocational school would be if there were no inequalities in performance between classes. This inequality is created because students with precisely the same level of academic performance are making different choices with respect to the transition.

“**Primary effects** are all those that are expressed in the association that exists between children’s class origins and their average levels of demonstrated academic ability. Children of more advantaged backgrounds... perform better, on average, than children of less advantaged backgrounds in standard tests, examinations, and so on...”

**Secondary effects**...are effects that are expressed in the actual choices that children, together perhaps with their parents, make in the course of their careers within the educational system – including the choice of exit”

(Breen and Goldthorpe, 1997)

## **Defining Primary & Secondary Effects**

---

# Longitudinal study of Russian youth educational trajectories

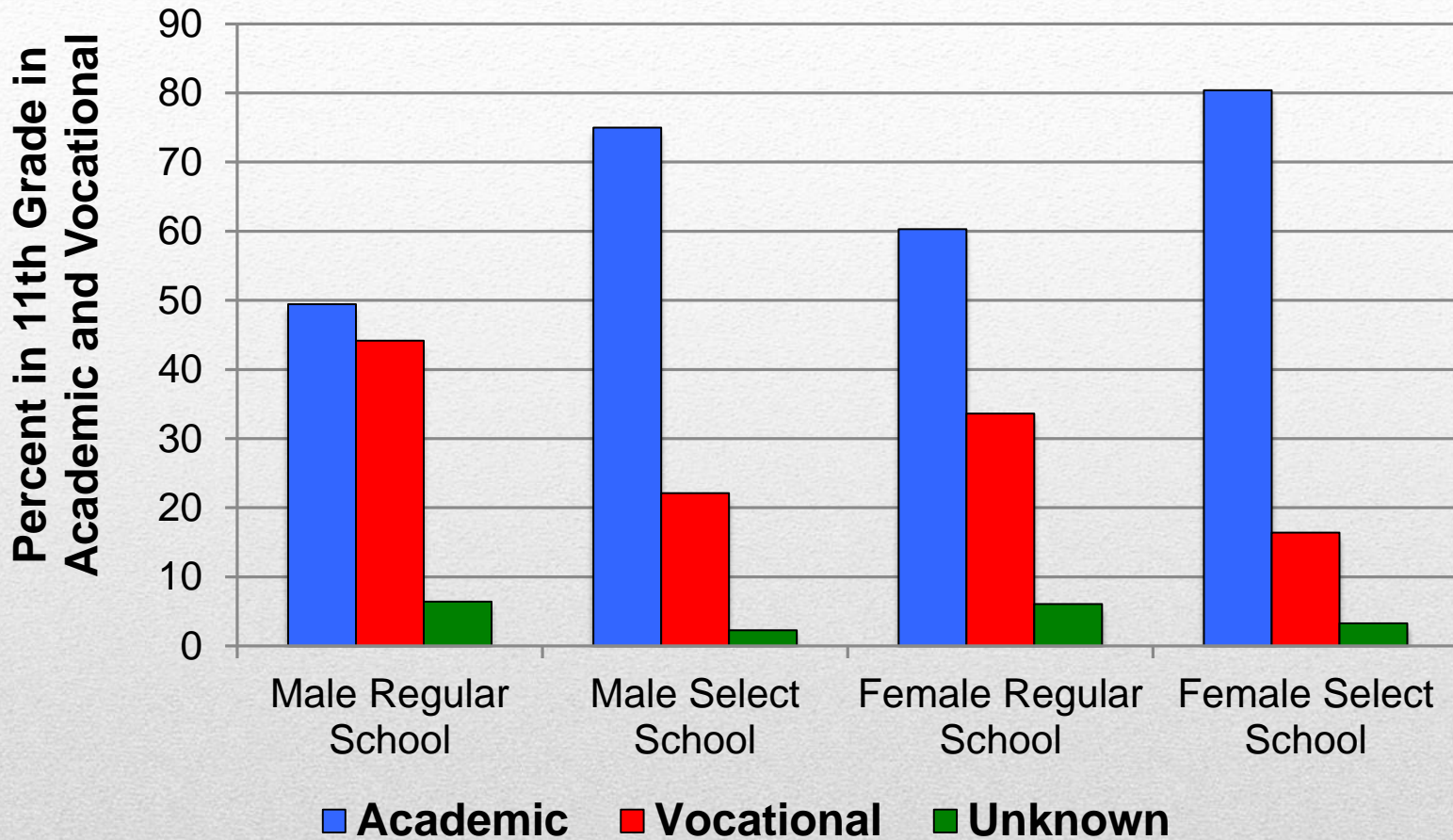
1 <sup>st</sup> wave Spring 2011	2 <sup>nd</sup> wave Spring 2012	3 <sup>rd</sup> wave Fall 2013	4 <sup>th</sup> wave Spring 2014
<ul style="list-style-type: none"><li>• <b>TIMSS</b></li><li>• 8<sup>th</sup> grade of general school</li><li>• N=4893</li></ul>	<ul style="list-style-type: none"><li>• <b>PISA</b></li><li>• 9<sup>th</sup> grade of general school</li><li>• N=4399</li></ul>	<ul style="list-style-type: none"><li>• 11<sup>th</sup> grade of general school,</li><li>• 1 or 2<sup>nd</sup> year of vocational school</li><li>• N=4129</li></ul>	<ul style="list-style-type: none"><li>• 11<sup>th</sup> grade of general school,</li><li>• 1 or 2<sup>nd</sup> year of vocational school</li><li>• N=4237</li></ul>

N (general school) = 2869 (59%)  
N (vocational school) = 1750 (36%)

## Data—Description of the Longitudinal Study, Starting with TIMSS Sample

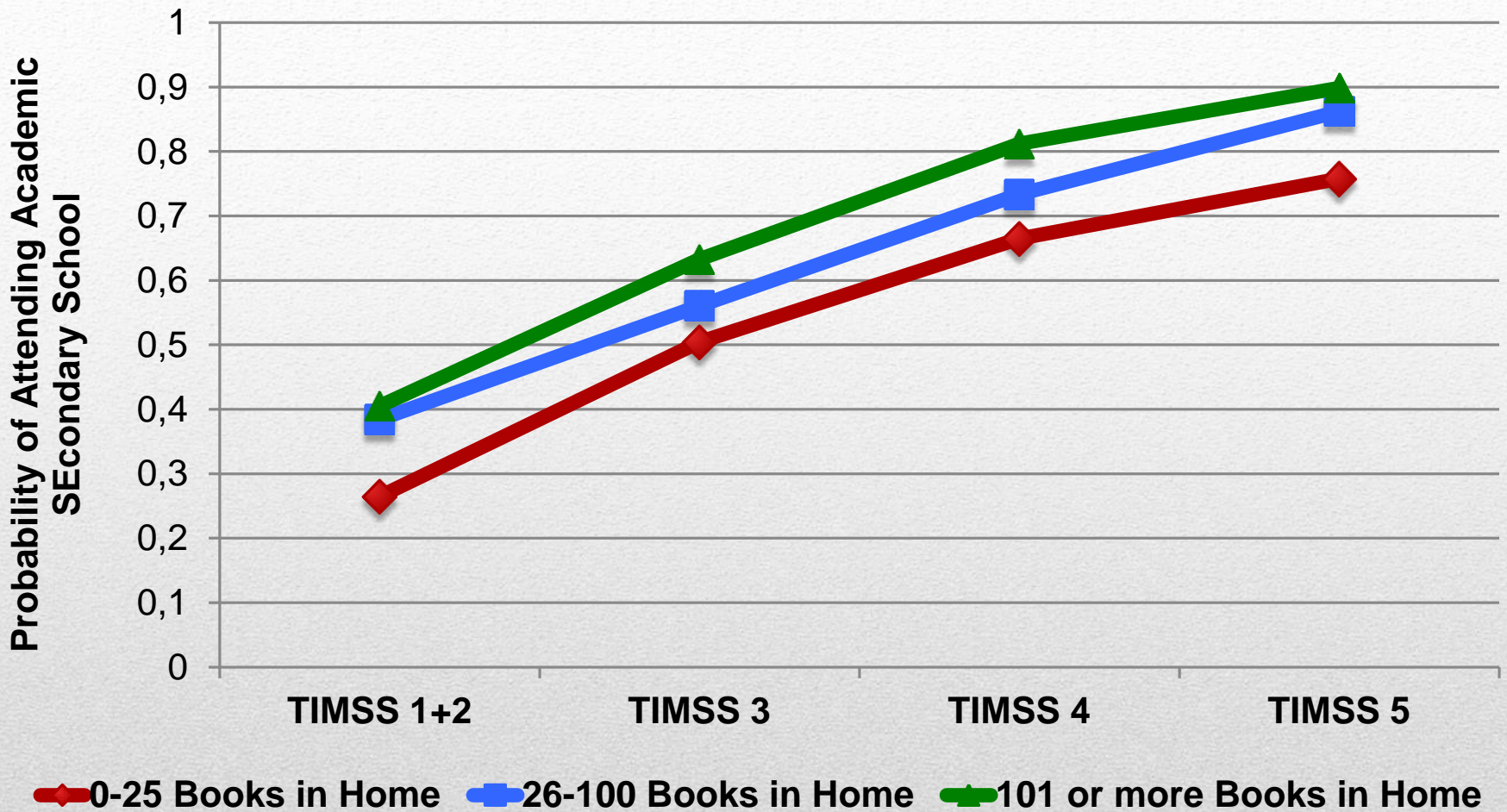
---





## **Description of Choices, Males & Females in 11th Grade, by Type of School, 8th Grade**

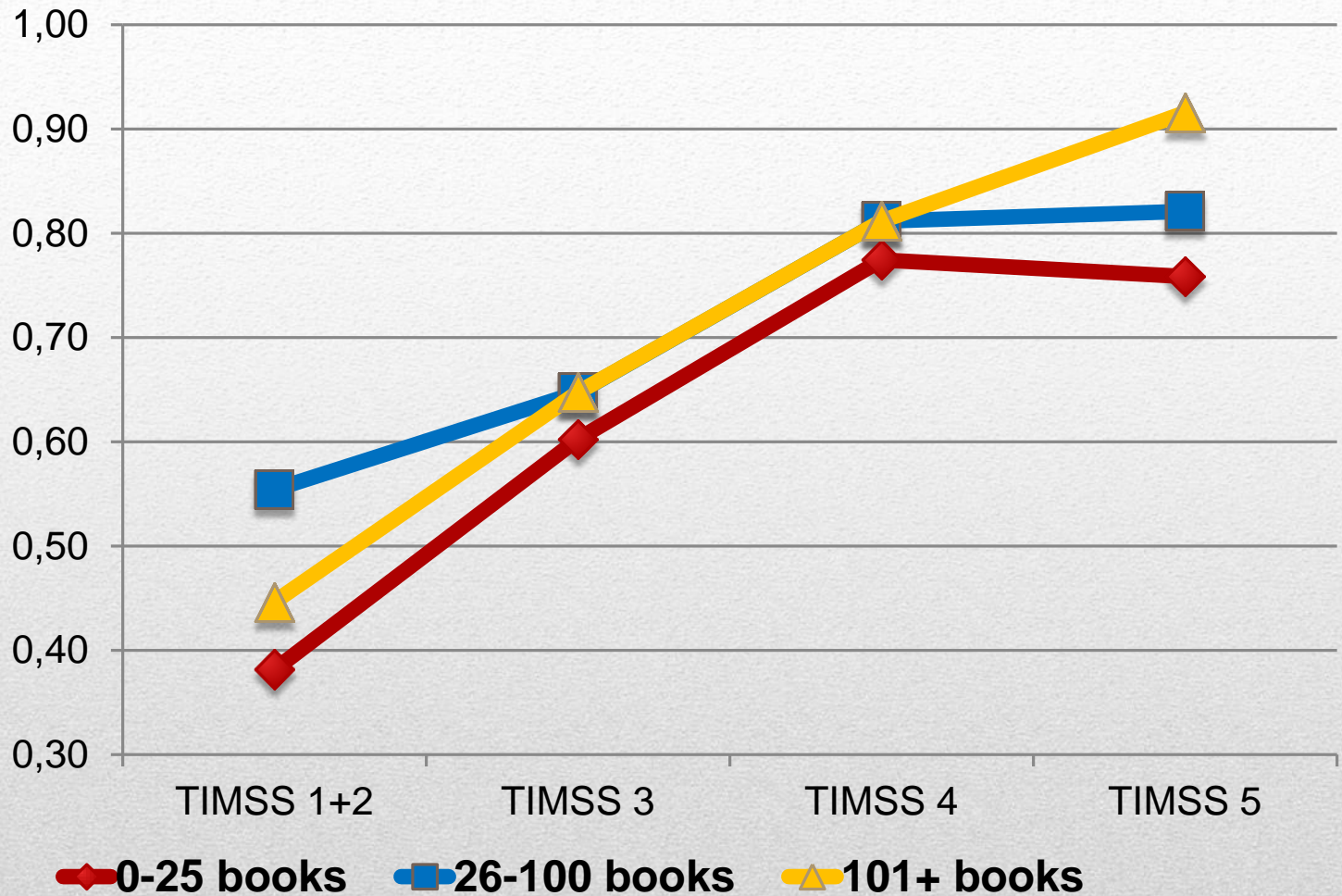
---



## Probability of Attending Academic School by TIMSS Test Score and Family Academic Resources (BIH)

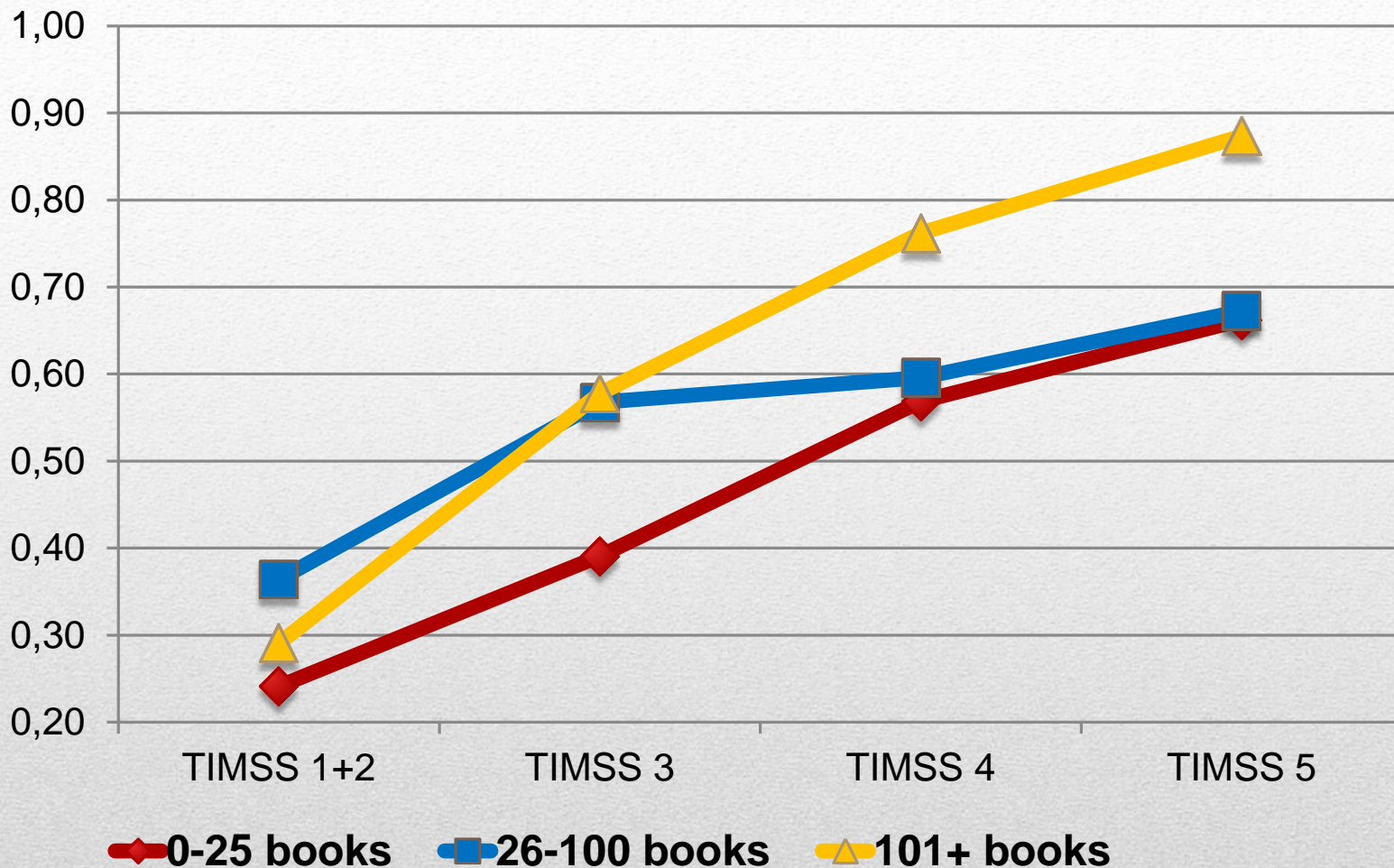
---

**% of 9<sup>th</sup> grade Regular School Students Attending Academic Secondary Schools in 11<sup>th</sup> grade, Females**



**Probability of Attending Academic School by TIMSS Test Score and Family Academic Resources (BIH), Girls**

**% 9th Grade Regular Schools  
Students Attending Academic  
Secondary School in 11th Grade,  
Males**

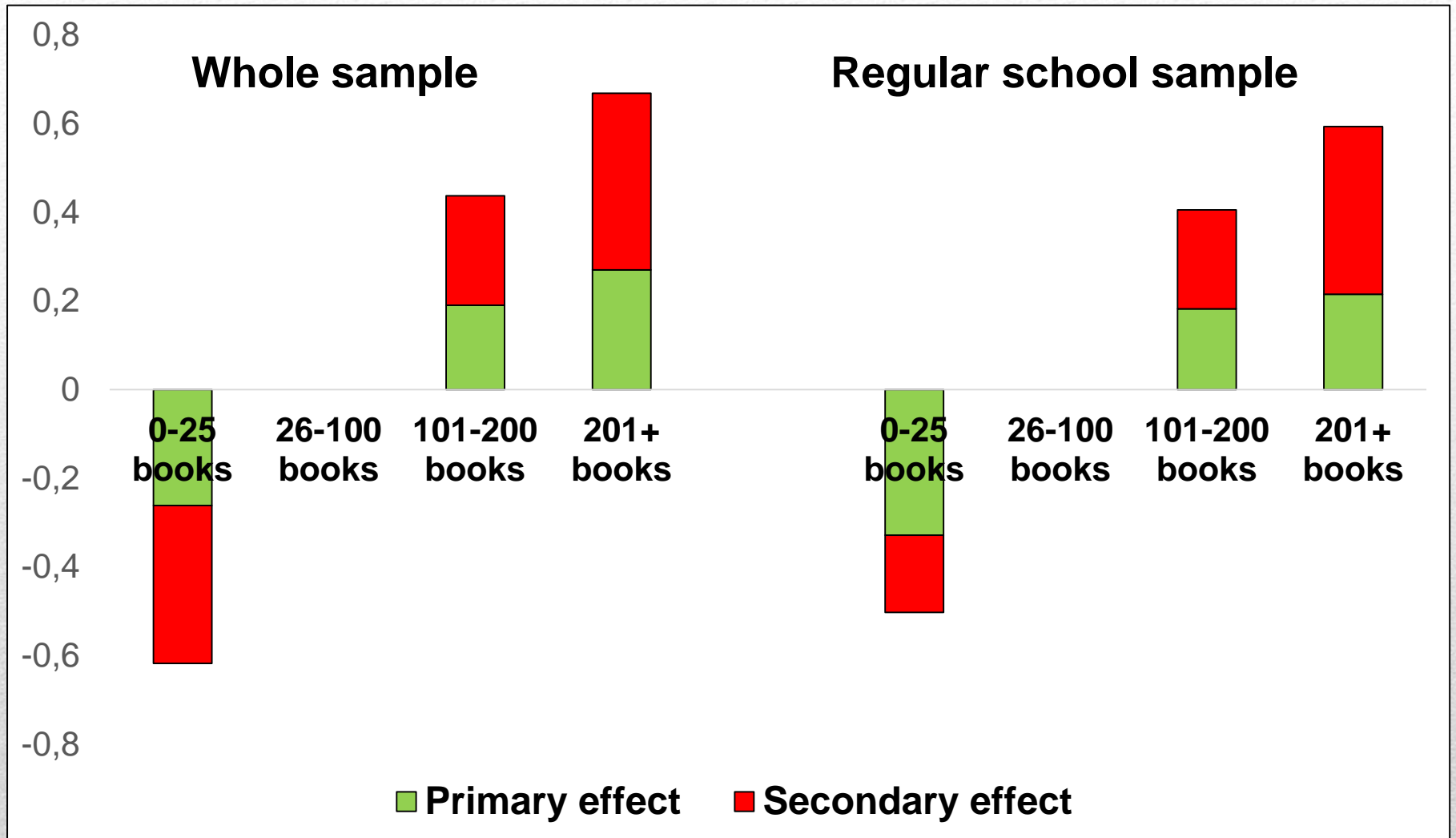


**Probability of Attending Academic School by TIMSS Test Score and Family Academic Resources (BIH), Boys**

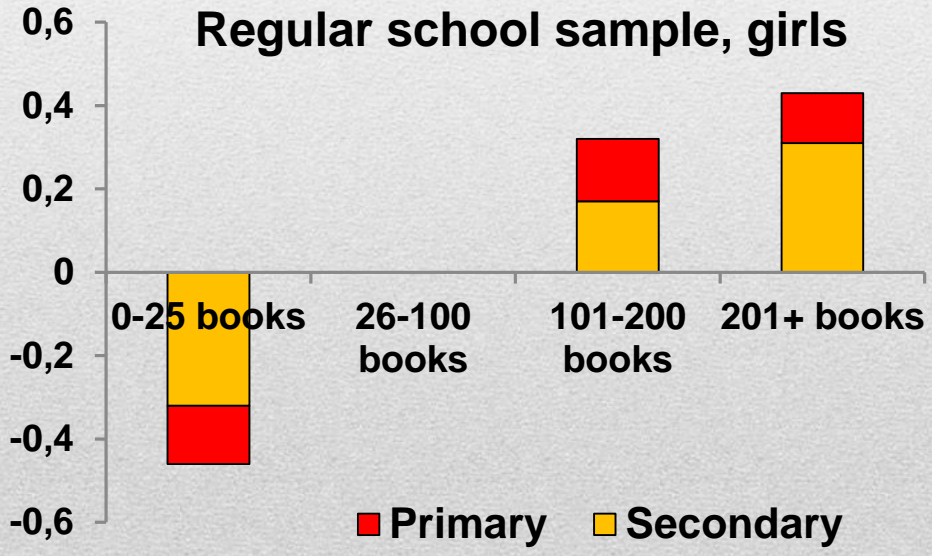
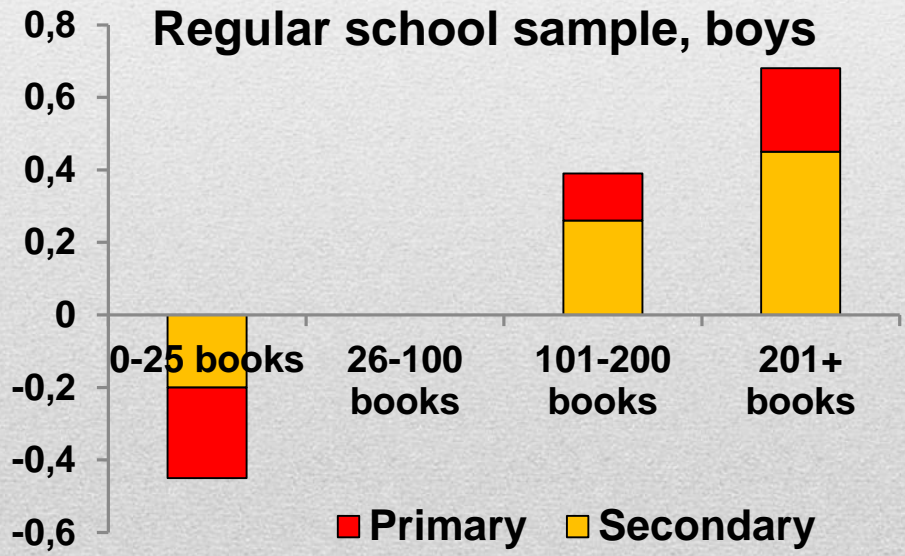
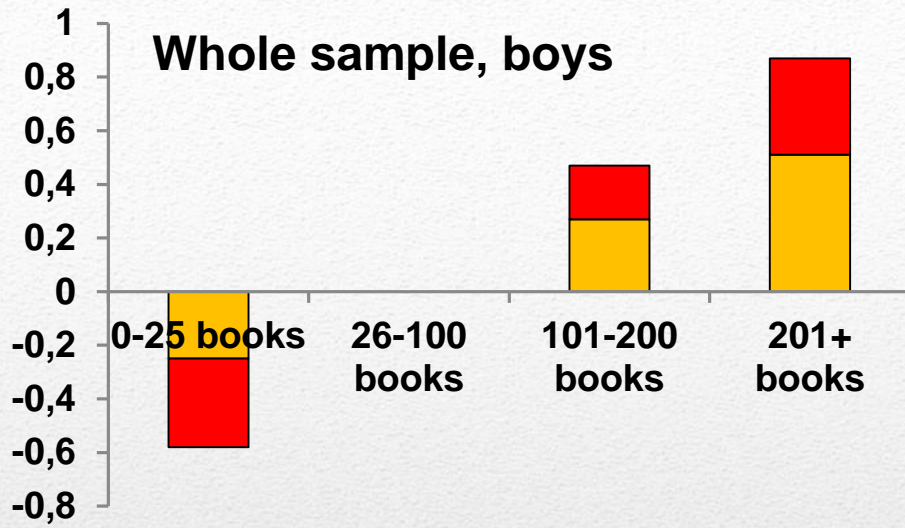
- To assess the relative importance of performance/choice conditional on performance, we use the KHB method, which allows for the decomposition of a non-linear probability model into primary and secondary effects (Karlson, Holm and Breen, 2010)
- This method decomposes the total (log) odds ratio describing an inequality between classes into a part attributable to the indirect effects of class that operate through performance, and a part attributable to the direct effects of class that operate net of performance

## **Statistical decomposition of school choice**

---



## Decomposition of choice function



## Decomposition of choice function, Girls

- Around 60% of the inequality in the transition to academic (vs. vocational) school is accounted for by secondary effects
- This is high relative to European countries and the U.S. (cf. Jackson and Jonsson, 2013)
- Differences in academic performance among classes are not the main driving force behind inequality at this transition

## **Preliminary Conclusions**

---