



Visa and Registration Support for HSE students in Russia



- ★ Main rules
- ★ deadlines
- ★ helpful resources



Agenda:

- Invitation letter and Single-entry visa
- Getting registered in Russia
- Passing medical check-up and fingerprinting
- Extending your stay in Russia
- Traveling in Russia and abroad and corresponding migration rules
- Losing your migration documents
- Useful resources **ivisa.hse.ru** and **HSE App X**
- **Revision**, useful contacts, quiz
- Q&A

Invitation Letter

Invitation number– telex part	 МВД России Электронное приглашение на въезд в Российскую Федерацию Electronic invitation to enter the Russian Federation Номер приглашения Invitation number 777777 2Y11111111																																									
Dates which will be indicated in your visa as your period of stay	Орган, оформивший приглашение Invitation issuing authority МВД 1111																																									
Purpose of entry should be indicated as Учеба - Study	<table border="1"> <tr> <td>Дата и место рождения Date and place of birth</td> <td colspan="2">01.01.1994 ИНДИЯ, ДЕЛИ</td> <td>Пол Sex</td> <td>МУЖ</td> </tr> <tr> <td>Гражданство Nationality</td> <td colspan="4">ИНДИЯ</td> </tr> <tr> <td>Документ, удостоверяющий личность / Passport or other ID</td> <td colspan="4"></td> </tr> <tr> <td>Номер Number</td> <td colspan="2"></td> <td>Дата выдачи Date of issue</td> <td>01.08.2021</td> </tr> <tr> <td>Категория и вид визы Category and type of visa</td> <td colspan="2">ОБЫКНОВЕННАЯ УЧЕБНАЯ [OU]</td> <td>Кратность виз Number of entries</td> <td>ОДНОКРАТНАЯ [O]</td> </tr> <tr> <td>Выезд с Entry from</td> <td>01.09.2021</td> <td>Президент по Stay until</td> <td>29.11.2021</td> <td>На срок (дней) Duration of stay (days)</td> </tr> <tr> <td>Место получения визы Place of visa issuance</td> <td colspan="4">ИНДИЯ, ДЕЛИ</td> </tr> <tr> <td>Цель поездки Purpose of entry</td> <td colspan="4">УЧЕБА</td> </tr> </table>		Дата и место рождения Date and place of birth	01.01.1994 ИНДИЯ, ДЕЛИ		Пол Sex	МУЖ	Гражданство Nationality	ИНДИЯ				Документ, удостоверяющий личность / Passport or other ID					Номер Number			Дата выдачи Date of issue	01.08.2021	Категория и вид визы Category and type of visa	ОБЫКНОВЕННАЯ УЧЕБНАЯ [OU]		Кратность виз Number of entries	ОДНОКРАТНАЯ [O]	Выезд с Entry from	01.09.2021	Президент по Stay until	29.11.2021	На срок (дней) Duration of stay (days)	Место получения визы Place of visa issuance	ИНДИЯ, ДЕЛИ				Цель поездки Purpose of entry	УЧЕБА			
Дата и место рождения Date and place of birth	01.01.1994 ИНДИЯ, ДЕЛИ		Пол Sex	МУЖ																																						
Гражданство Nationality	ИНДИЯ																																									
Документ, удостоверяющий личность / Passport or other ID																																										
Номер Number			Дата выдачи Date of issue	01.08.2021																																						
Категория и вид визы Category and type of visa	ОБЫКНОВЕННАЯ УЧЕБНАЯ [OU]		Кратность виз Number of entries	ОДНОКРАТНАЯ [O]																																						
Выезд с Entry from	01.09.2021	Президент по Stay until	29.11.2021	На срок (дней) Duration of stay (days)																																						
Место получения визы Place of visa issuance	ИНДИЯ, ДЕЛИ																																									
Цель поездки Purpose of entry	УЧЕБА																																									
Name and address of the inviting organization	Приглашающая сторона Invited by НИУ ВШЭ, 101000, Г. МОСКВА, УЛ. МЯСНИЦКАЯ, Д. 20  777777 2Y11111111																																									

ВИЗА visa **РОССИЙСКАЯ ФЕДЕРАЦИЯ RUSSIAN FEDERATION** 00 0000000

ОДНОКРАТНАЯ "1" ОУ

DATE OF ISSUE: 25.08.2021
 PASSPORT NO.: 01.09.2021/29.11.2021
 NO. OF ENTRY: 90

CITIZENSHIP: INDIAN
 NAME: SIN SINGH
 PASSPORT NO.: AC1111111

DATE OF BIRTH: 01.01.1994
 SEX: МУЖ
 NO. OF ENTRY: 2Y1111111

PURPOSE OF ENTRY: УЧЕБА.005

ISSUED BY: МИНИСТЕРСТВО ИНОУЧНЫХ ДЕЛ

ADDITIONAL INFORMATION:

-
- ВИЗА visa** **РОССИЙСКАЯ ФЕДЕРАЦИЯ RUSSIAN FEDERATION** 00 0000000
- ОДНОКРАТНАЯ "1" ОУ
- DATE OF ISSUE: 25.08.2021
 PASSPORT NO.: 01.09.2021/29.11.2021
 NO. OF ENTRY: 90
- CITIZENSHIP: INDIAN
 NAME: SIN SINGH
 PASSPORT NO.: AC1111111
- DATE OF BIRTH: 01.01.1994
 SEX: МУЖ
 NO. OF ENTRY: 2Y1111111
- PURPOSE OF ENTRY: УЧЕБА.005
- ISSUED BY: МИНИСТЕРСТВО ИНОУЧНЫХ ДЕЛ
- ADDITIONAL INFORMATION:

GET IT AT MIGRATION CONTROL WHEN
CROSSING THE BORDER FOR FREE

Migration card



date of birth	«Б» (Выезд/departure) Российская Федерация/ Russian Federation Миграционная карта Migration card	Республика Беларусь Republic of Belarus	Сериал/ Serial № 46 19	судебный номер/ court number № 1111111	surname, name, patronymic/middle name (if applicable)
series & number of your ID	Фамилия/Surname (Family name) С И И	Имя/Given name (s) С И И И И	Отчество/Patronymic	Дата рождения/Date of birth	Муж/male <input checked="" type="checkbox"/> Пол/sex Жен/female <input type="checkbox"/>
	Дни/Day	Месяц/month	Год/Year	Гражданство/Nationality	gender
	0 1 0 1 1 9 9 4	И Н Д И Я	Номер визы/Visa number: AB/010123	Сведения о приглашающей стороне (наименование юридического лица, фамилия, имя (отчество) физического лица), населенный пункт/Name of host person or company, locality:	citizenship
	Срок пребывания/Duration of stay: C/From: 01.09.2019 до/To: 29.11.2019	Подпись/Signature			
'Duration of stay from' put the date of arrival to Russia;					
'Duration of stay until' put the date when your visa expires					
	Въезд в Российскую Федерацию/ Республику Беларусь/ Date of arrival in the Russian Federation/ Republic of Belarus	Въезд в Российскую Федерацию/ Республику Беларусь/ Date of arrival in the Russian Federation/ Republic of Belarus			you sign here

If you cross the border through Belarus, make sure to specifically ask for this document as it's not issued for Belarus citizens

Check the spelling of your name and its translation, you will need to use the ID you show at the border during all other procedures in Russia. All data must fully correspond!

Migration card - the back part

EDUCATION

Цель визита: (нужное подчеркнуть)/ Purpose of travel (to be underlined): Служебный/ Official, Туризм/Tourism, Коммерческий/Business, Учёба/Education, Работа/Employment, Частный/Private, Транзит/Transit

Education

must be underlined as your purpose of entry



«Б» (Выезд/departure)		Республика Беларусь Republic of Belarus	
Российская Федерация/ Russian Federation		Серия/ Serial	46 19
Миграционная карта Migration card		№	1111111
Фамилия/Surname Family name		С И И	
Имя/Given name (s)		С И И И И	
Отчество/Patronymic			
Дата рождения/Date of birth		Пол/sex Муж./male <input checked="" type="checkbox"/> Жен./female <input type="checkbox"/>	
Дни/ Day	Месяц/ month	Год/ Year	Гражданство/Nationality
0 1	0 1	0 9	И И И И
Документ, удостоверяющий личность/passport or other ID		Номер визы/Visa number:	
0 6 1 1 1 1 1 1			
Цель визита/ Purpose of travel (to be underlined): Служебный/ Official, Туризм/Tourism, Коммерческий/Business, <u>Учёба/Education</u> , Работа/Employment, Частный/Private, Транзит/Transit		Подпись/Signature	
С/From 01.09.2019		До/To 29.11.2019	
Выезд в Российскую Федерацию/ Республику Беларусь/ Date of arrival in the Russian Federation/ Republic of Belarus		Выезд в Российскую Федерацию/ Республику Беларусь/ Date of arrival in the Russian Federation/ Republic of Belarus	



WHAT TO DO TO GET REGISTERED

passport copy



migration card



additional documents



hotel



1st
day

administrator



dormitory




1st
day

passport officer



apartment



1st
day

owner of apartment



MVD registration
office



Do not fail to get registered within the first days after arrival, otherwise you will be subject to a state penalty and deportation!

Get ten-printed within 90 days after arrival

According to new regulations, all foreign students planning to stay in Russia over 90 days should [undergo obligatory procedures](#):

- medical examination (Moscow clinic #3)- paid procedure
- ten-printing and biometric photographing (at the local MVD registration office) - free procedure.




If you fail to pass the medical check-up and fingerprinting in time, you will be subject to deportation and restriction of further entry to Russia for the next 5 years.



VISA EXTENSION

10

- ❑ Apply for visa extension in person 45 days prior to your current visa expiration date.
- ❑ Apply In person through Student Service
- ❑ Prepared required documents



submit documents in 45 days before visa expiration to [Student Service Centre](#)

45 DAYS LEFT

TRAVELLING THROUGHOUT RUSSIA AND YOUR REGISTRATION





Obligatory
procedures for
international
students

Obligatory
procedures for
international staff

Loss of documents

Regulatory
framework

Staff Members

FAQ

We are part of the
Department of
Internationalisation

Contacts

Moscow, 11 Pokrovsky
Boulevard, Building D,
D005/D006
Phone: +7 (495) 772-95-
90*27687

Email: [visa-
registration@hse.ru](mailto:visa-registration@hse.ru)

Loss of Documents

12

What to Do if You Have Lost Your Documents...

If you have lost your migration card



Step 1 : Contact the police, report the loss, get the corresponding certificate

If you have lost your registration slip



Step 2 : Inform the passport officer of your dorm and [Visa and Registration Centre](#) on your loss

If you have lost your passport with a Russian visa




Step 3 : Receive a duplicate of the lost documents in MVD office at the address of your registration (in case you've lost your passport get a new one in the embassy of your country in Moscow)

If you have lost your passport (visa-free entry)



Step 4 : Send a copy of the duplicate to [Visa and Registration Centre](#) and to the passport officer of your dorm



You will need an assistance of a Russian speaking buddy - find one here

Useful resources

- Save the website ivisa.hse.ru in your browser
- Download and install the HSE App X in [Google Store](#) or [AppStore](#)



Revision quiz



Your steps and deadlines:

- ❖ I come to Russia with valid documents, and obtained a ? on the border
- ❖ I underline ? as my travel purpose
- ❖ I get registered at my place of living ? after arrival
- ❖ I pass a medical examination and get ten-printed within ? days after arrival
- ❖ I go to extend my visa ? days fore its expiration
- ❖ If I travel, I should ... ?
- ❖ I find necessary information at ?



Revision quiz answers:

Your steps and deadlines:

- ❖ I come to Russia with valid documents, and obtained a migration card on the border
- ❖ I underline “Education” as my travel purpose
- ❖ I get registered at my place of living on the next day after arrival
- ❖ I pass a medical examination and get ten-printed within 90 days after arrival
- ❖ I go to extend my visa 45 days fore its expiration
- ❖ If I travel, I should ... get registered in places where I stay, and re-registered on the next day after returning back
- ❖ I find necessary information at ivisa.hse.ru

HSE Visa and Registration Office contacts

<https://ivisa.hse.ru>

Moscow, 11 Pokrovsky Boulevard, Building D, office D006

Phone: +7 (495) 772-95-90*27687

E-mail: visa-registration@hse.ru

Office hours: Monday-Friday, 10am-7pm

Please, take a short [quiz](#)

