

Module "Graduation" (istudy.hse.ru) Instructions for Students

General Information

The **Graduation Module** is available in the **iStudy** system. It is designed for final-year students to review the data that will be used to compile their diploma and diploma supplement.

The module includes the following sections:

- 1. Home Page
- 2. Personal Data tab
- 3. Qualification Details tab
- 4. Additional Details tab
- 5. Learning Outcomes tab
- 6. Post-Graduation Leave tab
- 7. Additional Qualifications tab
- 8. Final State Certification Results tab

Important information about deadlines

There is a **deadline** indicated in the module, which shows the last date when you can review and edit your data yourself.

Figure 1.

The screenshot shows the iStudy Graduation module interface. The sidebar on the left has the 'Graduation' tab highlighted with a red circle. The main content area is titled 'Graduation' and features a navigation bar with tabs: Personal Data, Qualification Details, Additional Details, Learning Outcomes, Post-Graduation Leave, and Final State Certification Results. A yellow banner at the top states: 'Review and confirm all tabs by 29.04.2026. You may complete the sections in any order. Information is saved for each section upon confirmation.' Below this, a section titled 'As part of completion of your studies, you are required to do the following:' lists six tasks with arrows pointing to the respective tabs: 'VERIFY THE ACCURACY OF PERSONAL DETAILS', 'VERIFY INFORMATION ABOUT YOUR QUALIFICATION', 'SELECT ADDITIONAL INFORMATION FOR THE DIPLOMA', 'CHECK THE RESULTS OF DEVELOPMENT', 'MAKE A DECISION REGARDING POST-GRADUATION LEAVE', and 'REVIEW FINAL STATE CERTIFICATION RESULTS'. On the right, a 'Library debt' notice is displayed, stating: 'Dear students! The information about book return is available at your campus library website. Below are links to the relevant sections of the websites: Moscow, St Petersburg, Nizhny Novgorod, Perm'. The footer contains 'Handbook of the educational process', '© HSE University, 1993—2026', and 'Contacts Terms of Use Privacy Policy'.

Please note:

- Before the deadline, you may confirm data and report errors.
- **After the deadline**, the option to make changes and submit requests will be **blocked**. All data recorded in the module by the deadline will be sent for processing automatically. Should you have any questions after this stage, you will need to contact the manager of your degree programme.

General information

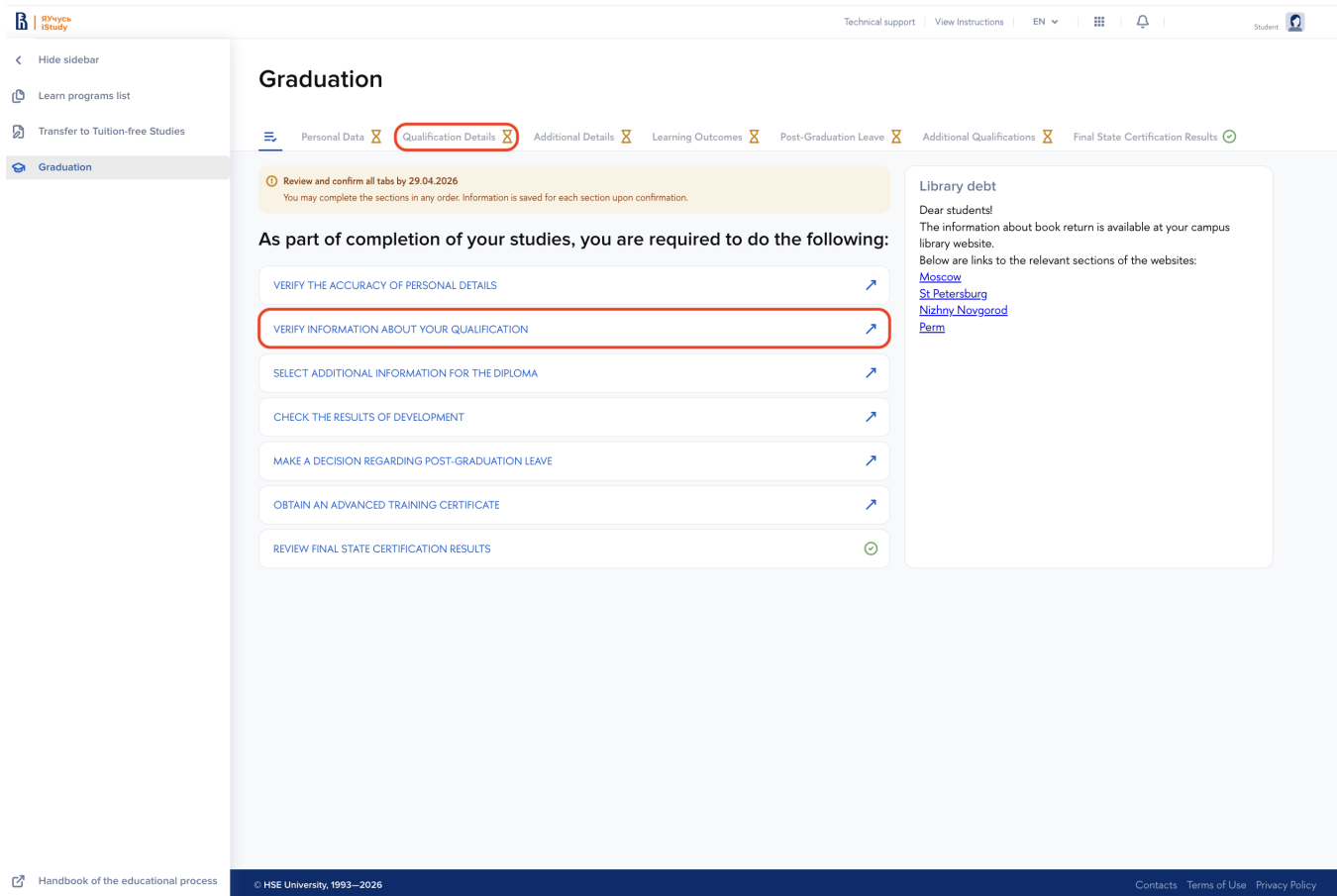
The module consists of **8 tabs**. You may switch between them in any order convenient.

It is recommended that you review the data in each tab one by one.

1.Home Page

The first tab (see Figure 2) is for navigation and information. It illustrates the clickable list of all sections and displays a summary of any outstanding library obligations.

Figure 2.



2. Personal Data tab

In this tab, you must review and confirm the personal data that will appear in your education documents (full name, date of birth, previous education), as well as your contact details for further communication.

Follow the procedure:

1. Fill in your contact details: enter your current phone number and personal email address. These details will be used by your programme office to contact you regarding diploma processing.
2. Check that the displayed data is correct.
3. If all the data is correct, click **Confirm**.
4. If you find an error, click **Report an error** (see Figure 3). In the window that opens, enter the correct information and, if necessary, add a comment, then click **Submit**.

Figure 3.

Graduation



Personal Data ⌵

Qualification Details ⌵

Additional Details ⌵

Learning Outcomes ⌵

Post-Graduation Leave ⌵

Check and confirm your personal information ⓘ

Full Name (in Cyrillic) ⓘ	██████████ Агван Валерьевич
Full Name	██████████ AGVAN VALEREVICH
Date of birth	██████.05.2001
Citizenship	Российская Федерация
SNILS ⓘ	189-██████-563 18
Phone number	<input type="text" value="Enter your phone number"/>
Corporate email	██████████@edu.hse.ru
Personal email	<input type="text" value="Enter your personal email"/>
Document or certificate on previously obtained education ⓘ	Диплом бакалавра, Российская Федерация, 2023

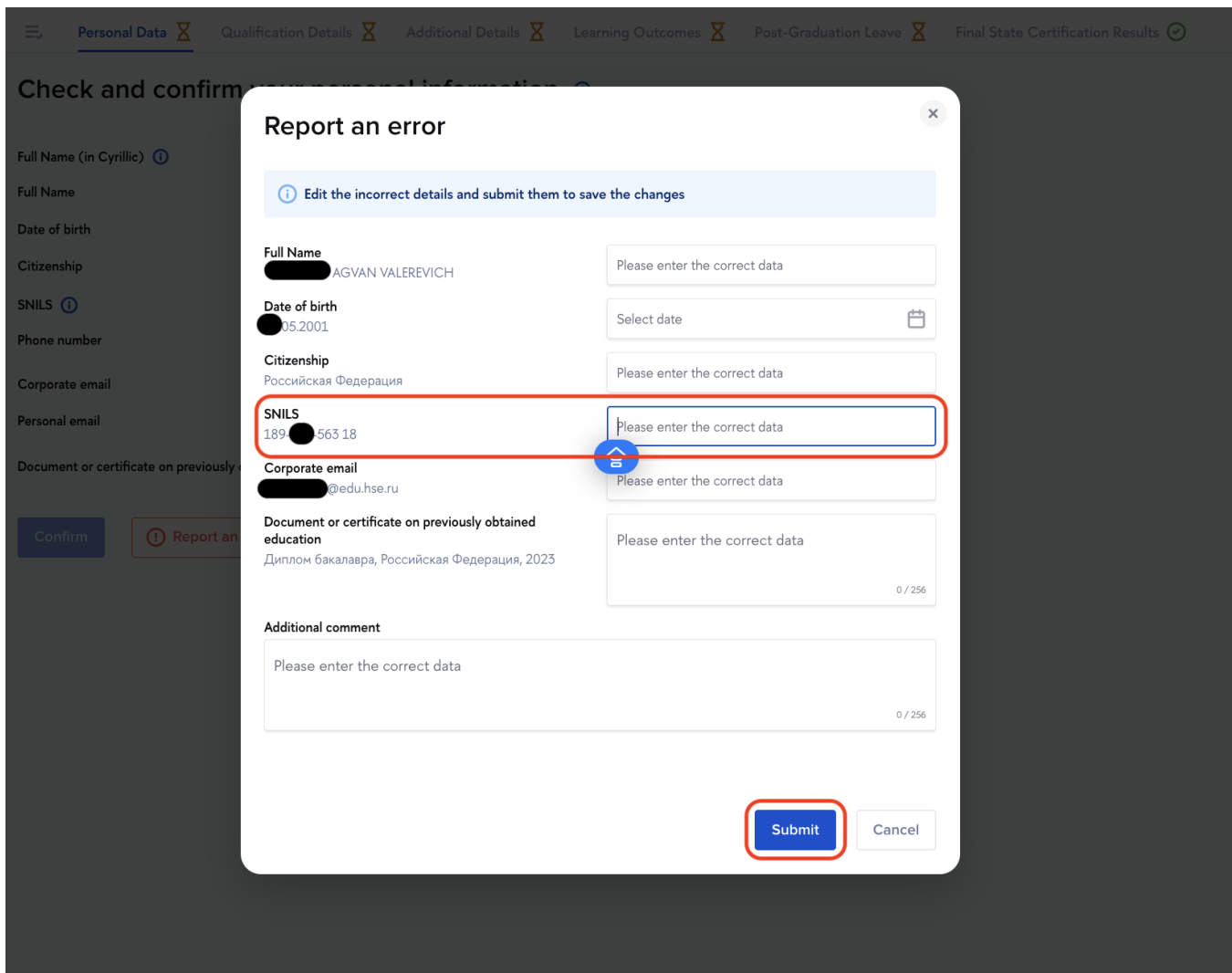
Confirm

 Report an error

Important note for citizens of the Russian Federation:

If your SNILS is missing from the personal data section, you must click **Report an error** and enter your SNILS number in the window that appears (see Figure 4).

Figure 4.



Here is how you can track the status of your request:

After you submit an error report, a request is created for the manager of your degree programme. To view the conversation, click on the **icon** at the bottom of the page (see Figure 5). Clicking it will open a new window (see Figure 6), where:

- On the left, a list of your requests will be displayed.
- On the right, the request details and correspondence with the programme manager will be shown.

Please note: You cannot send the first new message in the conversation yourself. The option to send messages will become available **only after the programme manager has first replied** to your request. Therefore, include all the necessary information you wish to communicate to the programme manager in your initial request.

Important: If you reported an error but later realised that the data is in fact correct, simply click **Confirm** without waiting for a reply from the programme manager.

Figure 5.

Graduation

☰ **Personal Data** ⓘ Qualification Details ⓘ Additional Details ⌘ Learning Outcomes ⌘ Post-Graduation Leave ⌘ Final State Certification Results Ⓞ

ⓘ Your error report is under review

Check and confirm your personal information ⓘ

Full Name (in Cyrillic) ⓘ	██████████ Агван Валерьевич
Full Name	██████████ AGVAN VALEREVICH
Date of birth	██████████ 05.2001
Citizenship	Российская Федерация
SNILS ⓘ	189-██████████ 563 18
Phone number	<input type="text" value="Enter your phone number"/>
Corporate email	██████████@edu.hse.ru
Personal email	<input type="text" value="Enter your personal email"/>
Document or certificate on previously obtained education ⓘ	Диплом бакалавра, Российская Федерация, 2023

Figure 6.

Graduation

Appeals for the "Personal Data" tab

Date of birth Solved

Full Name Active

^ Appeal details

Field	Date of birth
Comment	14.04.2003

Today

Fixed 14:43

The appeal created for this discipline has been closed. If the issue has not been fully resolved, please click the "Reopen" button

3. Qualification Details tab

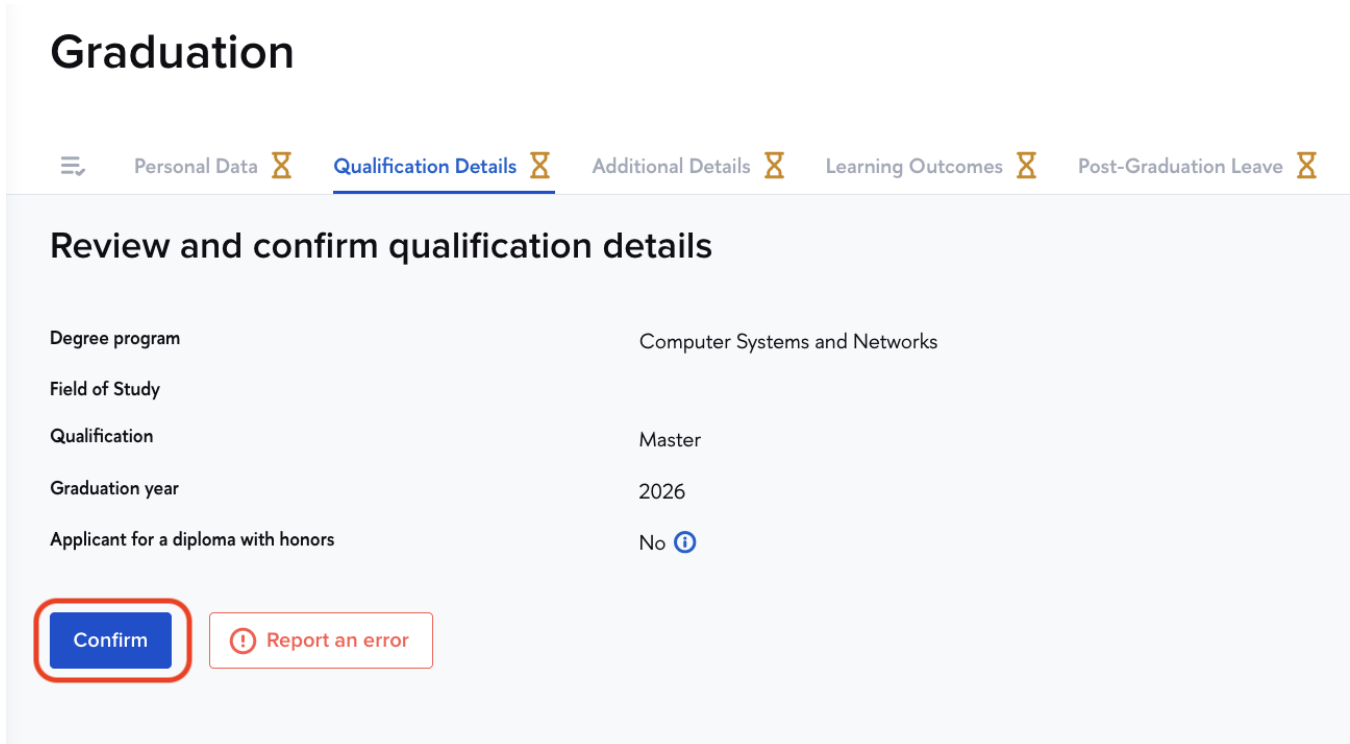
In this tab, you need to review the qualification details and the preliminary status of eligibility for a Honours Diploma.

Important: Eligibility for a Honours Diploma is **preliminary**. It is calculated on the basis of your current academic record and **does not** take into account the results of the Final State Certification.

Follow the procedure:

1. Check that the displayed information is correct.
2. If everything is correct, click **Confirm**.
3. If you find an error, click **Report an error** and describe the problem in the window that appears.

Figure 7.



The screenshot shows a web interface for 'Graduation' with a navigation bar containing 'Personal Data', 'Qualification Details' (highlighted), 'Additional Details', 'Learning Outcomes', and 'Post-Graduation Leave'. Below the navigation bar is a section titled 'Review and confirm qualification details' containing a table of details and two buttons: 'Confirm' and 'Report an error'.

Degree program	Computer Systems and Networks
Field of Study	
Qualification	Master
Graduation year	2026
Applicant for a diploma with honors	No ⓘ

Confirm **Report an error**

4. Additional Details tab

At this stage you may include additional information in the diploma about the mode of study, the completion of part of the degree programme at another university, or accelerated study (see Figure 8).

Follow the procedure:

1. Tick the items that need to be added to the document.
2. Click **Confirm**.

Figure 8.

Graduation

☰ Personal Data ⌘ Qualification Details ⌘ **Additional Details** ⌘ Learning Outcomes ⌘ Post-Graduation Leave ⌘ Final State Certification Results ⌘

Select information to include in the "Additional Information" section of your diploma

- I want to indicate the mode of study ⓘ
- I want to include courses completed at another institution ⓘ
- I want to include information about accelerated study ⓘ

Confirm

5. Learning Outcomes tab

This tab contains two tables:

1. **Optional electives.** By ticking the relevant box you may choose optional electives to be included in your diploma supplement.
2. **Information on the Content and Learning Outcomes in the Degree Programme.** This is the list of the core courses you have completed and the grades received.

Follow the procedure:

1. **Select optional electives:** tick the relevant courses, if applicable.
2. **Review academic results:** carefully compare the course titles and final grades.
3. If everything is correct, click **Confirm**.
4. If you find an error, use one of the methods below to report it.

How to report an error

- **If there is an error in a specific course:** click an **icon** (ⓘ) to the right of the course title. In the window that opens, write a comment specifying the correct details. The request will automatically be linked to that course.
- **If the error is general:** click the **Report an error** button at the bottom of the page and describe the problem in the window that appears.

You may track the status of the request through the icon (see Figure 9) at the top of the page, in the same way as in the **Personal Data** tab.

Figure 9.

Personal Data Qualification Details Additional Details **Learning Outcomes** Post-Graduation Leave Additional Qualifications Final State Certification Results

Your error report is under review

In this section, you must review the list of courses you have previously taken, your final grades for those courses, and the number of credits. In addition, here you can select the elective courses you wish to include in your supplement to degree certificate. If an error is found, you can use the feedback form "Report an error".

Select optional electives to be recorded in your diploma supplement

<input type="checkbox"/>	Optional elective course	Number of credits / academic hours	Grade (5-point scale)	Grade (10-point scale)	Grade (Credit System Scale)	Reported error
<input type="checkbox"/>	Философия Philosophy	5	-	8	A	
<input checked="" type="checkbox"/>	Проект технологии дизайна. Гейм-дизайн и виртуальная реальность. Часть 3.1 Design Technology Project: Game Design and Virtual Reality. Part 3.1	3	-	7	B+	
<input type="checkbox"/>	Проект технологии дизайна. Гейм-дизайн и виртуальная реальность. Часть 2.1 Design Technology Project: Game Design and Virtual Reality. Part 2.1	4	-	5	C+	

Information on the Content and Learning Outcomes in the Degree Programme

Title of the Compulsory Curriculum Element	Number of credits / academic hours	Grade (5-point scale)	Grade (10-point scale)	Grade (Credit System Scale)	Reported error
^ Discipline					
Тест пагинации Pageable test	2	-	10	A	
^ Final Qualifying Work					
Внутренний экзамен по английскому языку Internal English Language Exam	3	-	7	B+	
^ Courses of Other plans					
Маркетинговое планирование» Project Seminar "Marketing Planning"	2	-	10	A	
Total number of credits per the main degree programme	5				

Confirm Report an error All appeals

6. Post-Graduation Leave tab

In this tab, you may apply for post-graduation leave.

Follow the procedure:

1. Tick the box if you plan to take post-graduation leave.
2. Click **Confirm**.

Figure 10.

Graduation

Personal Data Qualification Details Additional Details **Learning Outcomes** **Post-Graduation Leave** Final State Certification Results

Indicate whether you would like to apply for post-graduation leave

In accordance with Order No. 6.18-01/081024-13 dated October 8, 2024 "On approval of the standard academic schedule for the 2025/2026 academic year", post-graduation leave is provided until **August 11, 2026**.

Academic [calendar](#).

More information about postgraduate leave can be found [here](#).

If you need post-graduation leave, tick the box below.

I would like to apply for a post-graduation leave until 11.08.2026

Confirm

7. Additional Qualifications tab

This section contains information about additional qualifications obtained during your studies, if this is applicable under your programme.

Follow the procedure:

1. Check that the wording and the fact of the additional qualification are correct.
2. If everything is correct, click **Confirm**.
3. If you find an error, click **Report an error** and describe the issue in the window that appears.

Figure 11.

Graduation

Personal Data | Qualification Details | Additional Details | Learning Outcomes | Post-Graduation Leave | **Additional Qualifications** | Final State Certification Results

You have the opportunity to transfer the completed modules to the document "Certificate of Advanced Training"

As part of advanced training or professional retraining programmes leading to an official document in the HSE University approved format, you may have the following modules credited:

- [Minor](#)
- [Data Culture](#)
- [HSE Independent English Test](#)

Your consent is required to process the credit transfer and issue an additional qualification document in the HSE University approved format.

Qualification documents will be issued electronically, signed with an e-signature, and sent by email starting July 25, 2026. Should you have any questions regarding the documents, you may address them to the Degree and MicroDegree Centre.

I agree to the credit transfer of selected modules and to receive qualification document(s) in the HSE University approved format.

Confirm

8. Final State Certification Results tab

This tab is for information purposes only. It displays the grades you received for the Final State Certification.

No action is required.

If you find an error in the data, contact your programme office directly.

Figure 12.

Personal Data | Qualification Details | Additional Details | Learning Outcomes | Post-Graduation Leave | **Final State Certification Results**

Please check that the Final State Certification information is correct

If you find any discrepancies in the information provided, please contact the academic office of the degree programme

Optional elective course	Number of credits / academic hours	Grade (5-point scale)	Grade (10-point scale)	Grade (Credit System Scale)
Load Balancing Methods in a Distributed Information System	12	Excellent	9	A+